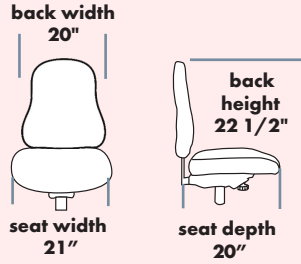


# MEO 3400

## STANDARD FEATURES

- Accommodates up to 300lbs
- Meets CAL 117-2013
- 13B - 28" black nylon base
- 55mm dual wheeled, hooded casters
- Enhanced thoracic support
- Top stitch sewn fabric on seat & back
- Standard seat height approx. range for model pictured (floor to top of seat): 19" to 22-1/2" (with 100mm cylinder)

\*Option 58BD is required with Teknit on back\*



Model 3435

**OPTIONS** See pages 138-139 for additional options



### 3435 Task

**MANAGERS HIGH BACK**  
Ratchet back, multi-function  
05-control w/seat slider

Arm	B	C (com)	D	E (col)	F	G	L
Armless	1100	1130	1170	1227	1303	1422	1659

### 3438 Task

**MANAGERS HIGH BACK**  
Ratchet back, multi-function 08-control  
w/built-in seat slider, knee tilt

Arm	B	C (com)	D	E (col)	F	G	L
Armless	1336	1366	1406	1463	1539	1658	1895

### 34314 Task

**MANAGERS HIGH BACK**  
Advanced synchro tilt control w/ built-in  
seat slider, tilt lock and ratchet back

Arm	B	C (com)	D	E (col)	F	G	L
Armless	1100	1130	1170	1227	1303	1422	1659

### NS343 Task

**MANAGERS HIGH BACK**  
Enhanced task 07-control and  
ratchet back w/seat slider

Arm	B	C (com)	D	E (col)	F	G	L
Armless	1072	1102	1142	1199	1275	1394	1631



**01A**  
Fold away arm with vertical and horizontal adjustment. Standard with 10P arm pad.  
**260**



**18A**  
360 degree pivot, vertically and horizontally adjustable arm, standard with 10P arm pad.  
**190**



**23A**  
Forward angled, vertically and horizontally adjustable arm, standard with 10P arm pad.  
**171**



**25A**  
Vertical and horizontal adjustable "T" arm. Standard with 10P arm pad.  
**145**



**37A**  
4-way, multifunction, vertical and horizontal adjustment w/built in pad. Pads cannot be changed.  
**197**

## SEAT SIZE OPTIONS

<b>480 Small</b> 18-1/2 w x 17-1/2 d	N/C	<b>1100 X-Small Tractor</b> 19-3/4 w x 19-3/4 d	65
<b>482 Medium</b> 20 w x 19 d	N/C	<b>1200 Small Tractor</b> 22 w x 19-3/4 d	65
<b>484 Large</b> 21 w x 20 d	Standard	<b>1300 Medium Tractor</b> 22-1/2 w x 20-1/4 d	65
<b>490 X-Large</b> 23 w x 21 d	N/C	<b>1500 Deep Tractor</b> 24-1/4 w x 19-3/4 d	180
<b>1900 Molded Tractor</b> 21 w x 19 d	N/C		

## POPULAR OPTIONS

■ <b>58BD</b> Teknit w/ Beading	33
■ <b>70P</b> Extra thick, soft arm pad	20
■ <b>25F</b> RFoM (memory foam)	91
■ <b>60L</b> Air Lumbar	164
■ <b>70L</b> Air Thoracic	164
■ <b>68L</b> Air Lumbar & Thoracic	261
■ <b>65HR</b> Articulating headrest	485

## 24/7 UPGRADE

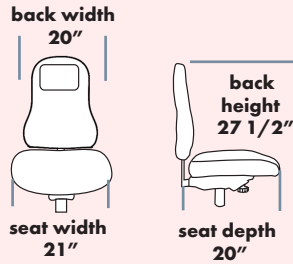
- **24/7 Upgrade 357**  
**Includes:**  
Seat Slider  
28" Heavy duty base  
70mm Heavy duty casters  
9 Ply seat shell  
Dual Density Foam
- \*24/7 Upgrade option only available on 05, 14, and NS models.*

# MEO 3400

## STANDARD FEATURES

- Accommodates up to 300lbs
- Meets CAL 117-2013
- 13B - 28" black nylon base
- 55mm dual wheeled, hooded casters
- Enhanced thoracic support
- Top stitch sewn fabric on seat & back
- Standard seat height approx. range for model pictured (floor to top of seat): 19" to 22-1/2" (with 100mm cylinder)

\*Option 58BD is required with Teknit on back\*



Model 3475

**OPTIONS** See pages 138-139 for additional options



### 3475 Task

**PETITE EXECUTIVE BACK** w/ pillow  
Ratchet back, multi-function 05-control w/seat slider

Arm	B	C (com)	D	E (col)	F	G	L
-----	---	---------	---	---------	---	---	---

Armless	1420	1457	1505	1585	1688	1844	2116
---------	------	------	------	------	------	------	------

### 3478 Task

**PETITE EXECUTIVE BACK** w/ pillow  
Ratchet back, multi-function 08-control w/built-in seat slider, knee tilt

Arm	B	C (com)	D	E (col)	F	G	L
-----	---	---------	---	---------	---	---	---

Armless	1656	1693	1741	1821	1924	2080	2352
---------	------	------	------	------	------	------	------

### 34714 Task

**PETITE EXECUTIVE BACK** w/ pillow  
Advanced synchro tilt control w/ built-in seat slider, tilt lock and ratchet back

Arm	B	C (com)	D	E (col)	F	G	L
-----	---	---------	---	---------	---	---	---

Armless	1420	1457	1505	1585	1688	1844	2116
---------	------	------	------	------	------	------	------



**01A**  
Fold away arm with vertical and horizontal adjustment. Standard with 10P arm pad.  
**260**



**18A**  
360 degree pivot, vertically and horizontally adjustable arm, standard with 10P arm pad.  
**190**



**23A**  
Forward angled, vertically and horizontally adjustable arm, standard with 10P arm pad.  
**171**



**25A**  
Vertical and horizontal adjustable "T" arm. Standard with 10P arm pad.  
**145**



**37A**  
4-way, multifunction, vertical and horizontal adjustment w/built in pad. Pads cannot be changed.  
**197**

## SEAT SIZE OPTIONS

<b>480 Small</b> 18-1/2 w x 17-1/2 d	N/C	<b>1100 X-Small Tractor</b> 19-3/4 w x 19-3/4 d	65
<b>482 Medium</b> 20 w x 19 d	N/C	<b>1200 Small Tractor</b> 22 w x 19-3/4 d	65
<b>484 Large</b> 21 w x 20 d	Standard	<b>1300 Medium Tractor</b> 22-1/2 w x 20-1/4 d	65
<b>490 X-Large</b> 23 w x 21 d	N/C	<b>1500 Deep Tractor</b> 24-1/4 w x 19-3/4 d	180
<b>1900 Molded Tractor</b> 21 w x 19 d	N/C		

## POPULAR OPTIONS

■ 58BD Teknit w/ Beading	33
■ 70P Extra thick, soft arm pad	20
■ 25F RFoAM (memory foam)	91
■ 60L Air Lumbar	164
■ 70L Air Thoracic	164
■ 68L Air Lumbar & Thoracic	261

## 24/7 UPGRADE

- **24/7 Upgrade 357**  
**Includes:**  
Seat Slider  
28" Heavy duty base  
70mm Heavy duty casters  
9 Ply seat shell  
Dual Density Foam
- \*24/7 Upgrade option only available on 05, 14, and NS models.*

# MEO 3400

## STANDARD FEATURES

- Accommodates up to 300lbs
- Meets CAL 117-2013
- 13B - 28" black nylon base
- 55mm dual wheeled, hooded casters
- Enhanced thoracic support
- Top stitch sewn fabric on seat & back
- Standard seat height approx. range for model pictured (floor to top of seat): 19" to 22-1/2" (with 100mm cylinder)

\*Option 58BD is required with Teknit on back\*

back width  
20"



seat width  
21"



back height  
31 1/2"

seat depth  
20"



Model 3495

**OPTIONS** See pages 138-139 for additional options



### 3495 Task

**EXECUTIVE HIGH BACK** w/ pillow  
Ratchet back, multi-function 05-control w/ seat slider

Arm	B	C (com)	D	E (col)	F	G	L
-----	---	---------	---	---------	---	---	---

Armless	1420	1457	1505	1585	1688	1844	2116
---------	------	------	------	------	------	------	------

### 3498 Task

**EXECUTIVE HIGH BACK** w/ pillow  
Ratchet back, multi-function 08-control w/ built-in seat slider, knee tilt

Arm	B	C (com)	D	E (col)	F	G	L
-----	---	---------	---	---------	---	---	---

Armless	1656	1693	1741	1821	1924	2080	2352
---------	------	------	------	------	------	------	------

### 34914 Task

**EXECUTIVE HIGH BACK** w/ pillow  
Advanced synchro tilt control w/ built-in seat slider, tilt lock and ratchet back

Arm	B	C (com)	D	E (col)	F	G	L
-----	---	---------	---	---------	---	---	---

Armless	1420	1457	1505	1585	1688	1844	2116
---------	------	------	------	------	------	------	------



**01A**  
Fold away arm with vertical and horizontal adjustment. Standard with 10P arm pad.  
**260**



**18A**  
360 degree pivot, vertically and horizontally adjustable arm, standard with 10P arm pad.  
**190**



**23A**  
Forward angled, vertically and horizontally adjustable arm, standard with 10P arm pad.  
**171**



**25A**  
Vertical and horizontal adjustable "T" arm. Standard with 10P arm pad.  
**145**



**37A**  
4-way, multifunction, vertical and horizontal adjustment w/ built in pad. Pads cannot be changed.  
**197**

## SEAT SIZE OPTIONS

<b>480 Small</b> 18-1/2 w x 17-1/2 d	N/C
<b>482 Medium</b> 20 w x 19 d	N/C
<b>484 Large</b> 21 w x 20 d	Standard
<b>490 X-Large</b> 23 w x 21 d	N/C
<b>1900 Molded Tractor</b> 21 w x 19 d	N/C

<b>1100 X-Small Tractor</b> 19-3/4 w x 19-3/4 d	65
<b>1200 Small Tractor</b> 22 w x 19-3/4 d	65
<b>1300 Medium Tractor</b> 22-1/2 w x 20-1/4 d	65
<b>1500 Deep Tractor</b> 24-1/4 w x 19-3/4 d	180

## POPULAR OPTIONS

■ 58BD Teknit w/ Beading	33
■ 70P Extra thick, soft arm pad	20
■ 25F RFoAM (memory foam)	91
■ 60L Air Lumbar	164
■ 70L Air Thoracic	164
■ 68L Air Lumbar & Thoracic	261

## 24/7 UPGRADE

- **24/7 Upgrade 357**  
**Includes:**  
Seat Slider  
28" Heavy duty base  
70mm Heavy duty casters  
9 Ply seat shell  
Dual Density Foam
- \*24/7 Upgrade option only available on 05, 14, and NS models.*

# MEO 3400

## STANDARD FEATURES

- Accommodates up to 300lbs
- Meets CAL 117-2013
- 13B - 28" black nylon base
- 55mm dual wheeled, hooded casters
- Enhanced thoracic support
- Top stitch sewn fabric on seat & back
- 37FR - Adjustable height foot ring
- Standard seat height approx. range for model pictured (floor to top of seat): 19" to 22-1/2" (with 100mm cylinder)

\*Option 58BD is required with Teknit on back\*

back width  
20"



seat width  
21"

back height  
22 1/2"



seat depth  
20"



Model 34333-37200

**OPTIONS** See pages 138-139 for additional options

[CLICK HERE FOR APPROXIMATE STOOL HEIGHT GUIDELINES](#)



NOTE: please specify stool kit 37200 or 37270

## 34333-37200 Stool

**MANAGERS HIGH BACK**  
Ratchet back, tri-action 33-control

Arm	B	C (com)	D	E (col)	F	G	L
Armless	1244	1274	1314	1371	1447	1566	1803



**01A**  
Fold away arm with vertical and horizontal adjustment. Standard with 10P arm pad.  
**260**



**18A**  
360 degree pivot, vertically and horizontally adjustable arm, standard with 10P arm pad.  
**190**



**23A**  
Forward angled, vertically and horizontally adjustable arm, standard with 10P arm pad.  
**171**



**25A**  
Vertical and horizontal adjustable "T" arm. Standard with 10P arm pad.  
**145**



**37A**  
4-way, multifunction, vertical and horizontal adjustment w/built in pad. Pads cannot be changed.  
**197**

## SEAT SIZE OPTIONS

<b>480 Small</b> 18-1/2 w x 17-1/2 d	N/C	<b>1100 X-Small Tractor</b> 19-3/4 w x 19-3/4 d	65
<b>482 Medium</b> 20 w x 19 d	N/C	<b>1200 Small Tractor</b> 22 w x 19-3/4 d	65
<b>484 Large</b> 21 w x 20 d	Standard	<b>1300 Medium Tractor</b> 22-1/2 w x 20-1/4 d	65
<b>490 X-Large</b> 23 w x 21 d	N/C	<b>1500 Deep Tractor</b> 24-1/4 w x 19-3/4 d	180
<b>1900 Molded Tractor</b> 21 w x 19 d	N/C		

## STOOL POPULAR OPTIONS

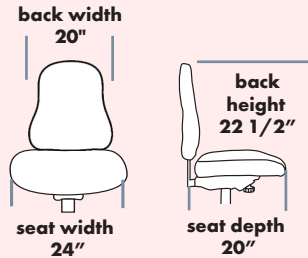
- 58BD Teknit w/ Beading **33**
- 70PEXtra thick, soft arm **20**
- pad 25F RFoam (memory foam) **91**
- 60L Air Lumbar **164**
- 33SS Seat Slider **60**
- 16B Foot ring base w/60mm caster. Only available in 175mm or 200mm cylinder. **N/C**



# MEO 3400

## STANDARD FEATURES

- Accommodates up to 400lbs
- Meets CAL 117-2013
- 27B - 28" black nylon reinforced base
- 911C - 70mm heavy-duty casters
- Enhanced thoracic support
- Top stitch sen fabric on back
- 14BB - Extended back bar
- 11 Ply seat shell
- Standard seat height approx. range for model pictured (floor to top of seat): 19-1/4" to 22-3/4" (with 100mm cylinder)



Model BT32

## OPTIONS See pages 138-139 for additional options

Not available: 04, 08, 09, 18, 23, 24 & 37 Arms; 33 Seat Slider



BT31 Task	Arm	B	C (com)	D	E (col)	F	G	L
<b>MANAGERS HIGH BACK</b> Ratchet back swivel tilter 07-control	Armless	1352	1382	1422	1479	1555	1674	1911

BT32 Task	Arm	B	C (com)	D	E (col)	F	G	L
<b>MANAGERS HIGH BACK</b> Ratchet back with heavy duty, multi-function infinite tilt lock 50-control w/ longer, easy-access cylinder paddle	Armless	1380	1410	1450	1507	1583	1702	1939



**01A**  
Fold away arm with vertical and horizontal adjustment. Standard with 10P arm pad.  
**260**



**03A**  
Loop arm with vertical and horizontal adjustment.  
**310**



**12A**  
Vertical and horizontal adjustable "T" arm with knob. Standard with 10P arm pad.  
**180**



**25A**  
Vertical and horizontal adjustable "T" arm. Standard with 10P arm pad.  
**145**

## SEAT SIZE OPTIONS

2021 X-Small 24 w x 18 d	N/C
2022 Small 24 w x 19 d	N/C
2023 Medium 24 w x 20 d	Standard
2024 Large 24 w x 21 d	N/C

## BT POPULAR OPTIONS

■ 58BD Teknit w/ Beading	33
■ 70P Extra thick, soft arm pad	20
■ 25F RFoam (memory foam)	91
■ 60L Air Lumbar	164
■ 65HR Articulating headrest	485
■ 24/7 Upgrade for BT models	420