

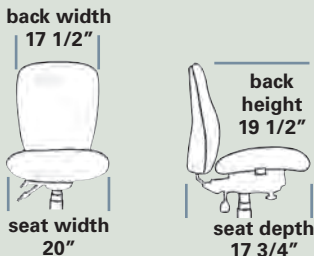
QUICKSHIP

# RAINIER 3600

5 DAYS OR LESS QUICKSHIP

**STANDARD FEATURES**

- Accommodates up to 300lbs
- Meets CAL 117-2013
- 27" nylon base
- 55 mm dual hooded black casters
- Thoracic and lumbar support
- Ratchet back
- Protective durable plastic outback
- Standard seat height approx. range for model pictured (floor to top of seat): 18 1/2" to 22" (with 100mm cylinder)



Model R2

Casters and arms are the only options available on Quick Ship chairs. See pages 126-127 for details.



**R2Q Task**

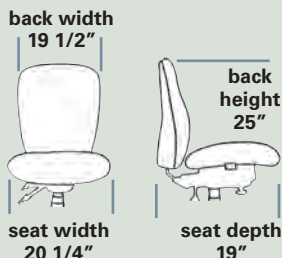
**Arm B**

**MEDIUM BACK**  
Ratchet back, multi-function 05-control w/ seat slider

Standard	930
Armless	829

**STANDARD FEATURES**

- Accommodates up to 300lbs
- Meets CAL 117-2013
- 27" nylon base
- 55 mm dual hooded black casters
- Thoracic and lumbar support
- Ratchet back
- Protective durable plastic outback
- Standard seat height approx. range for model pictured (floor to top of seat): 18 1/2" to 22" (with 100mm cylinder)



Model R4

Casters and arms are the only options available on Quick Ship chairs. See pages 126-127 for details.



**R4QTask**

**Arm B**

**MANAGERS HIGH BACK**  
Advanced syncro tilt control w/ built-in seat slider and ratchet back

Standard	1005
Armless	904

**QUICKSHIP Fabric**

**BeeHave**

- Azure
- Black
- Carnelian
- Clementine
- Java
- Slate

**Cross Check**

- Imperial
- Otter
- Platinum
- Slate Black
- Vermillion

**Dillon**

- Black
- Java
- Lipstick
- Ocean
- Sage
- Stratus

**Foundation**

- Angora
- Coffee Bean
- Ebony
- Fossil
- Goose
- Mercury
- Navy

**Mainframe**

- Bay Blue
- Cordovan
- Pebble
- Truffle

**Moguls**

- Flare
- Graphite
- Navy
- Onyx
- Verdant
- Waterfall

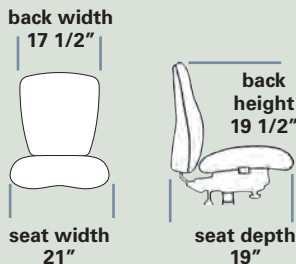
QUICKSHIP

# RAINIER 3600

5 DAYS OR LESS QUICKSHIP

**STANDARD FEATURES**

- Accommodates up to 300lbs
- Meets CAL 117-2013
- 27" nylon base
- 55 mm dual hooded black casters
- 1900 comfort foam molded tractor seat
- Thoracic and lumbar support
- Ratchet back
- Protective durable plastic outback
- Standard seat height approx. range for model pictured (floor to top of seat): 18 1/2" to 22" (with 100mm cylinder)



Model R6

Casters and arms are the only options available on Quick Ship chairs. See pages 126-127 for details.



**R6Q Task**

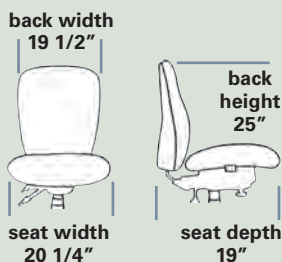
**Arm B**

**MEDIUM BACK**  
Ratchet back, multi-function 05-control w/ seat slider

Standard	930
Armless	829

**STANDARD FEATURES**

- Accommodates up to 300lbs
- Meets CAL 117-2013
- 27" nylon base
- 55 mm dual hooded black casters
- Thoracic and lumbar support
- Ratchet back
- Protective durable plastic outback
- Standard seat height approx. range for model pictured (floor to top of seat): 18 1/2" to 22" (with 100mm cylinder)



Model R8

Casters and arms are the only options available on Quick Ship chairs. See pages 126-127 for details.



**R8Q Task**

**Arm B**

**MANAGERS HIGH BACK**  
Advanced syncro tilt control w/ built-in seat slider and ratchet back

Standard	1005
Armless	904

**QUICKSHIP Fabric**

**BeeHave**

- Azure
- Black
- Carnelian
- Clementine
- Java
- Slate

**Cross Check**

- Imperial
- Otter
- Platinum
- Slate Black
- Vermillion

**Dillon**

- Black
- Java
- Lipstick
- Ocean
- Sage
- Stratus

**Foundation**

- Angora
- Coffee Bean
- Ebony
- Fossil
- Goose
- Mercury
- Navy

**Mainframe**

- Bay Blue
- Cordovan
- Pebble
- Truffle

**Moguls**

- Flare
- Graphite
- Navy
- Onyx
- Verdant
- Waterfall

# RAINIER 3600



Model R2

## STANDARD FEATURES

- Accommodates up to 300lbs
- Meets CAL 117-2013
- 27" nylon base
- 55 mm dual hooded black casters
- Thoracic and lumbar support
- Ratchet back
- Protective durable plastic outback
- Standard seat height approx. range for model pictured (floor to top of seat): 19 1/4" to 22 3/4" (with 100mm cylinder)

back width  
17 1/2"



seat width  
20"

back height  
19 1/2"



seat depth  
17 3/4"

**OPTIONS** See pages 126-127 for additional options

No multi-shift options, no 65 headrest or Bariatric models



## R2 Task

**MEDIUM BACK**  
Ratchet back, multi-function 05-control w/seat slider

Standard arm is 25A

Domestically sourced, 55-control with integrated seat slider

Arm	B	C (com)	D	E (col)	F	G	L
Standard	930	954	982	1046	1112	1211	1379
Armless	829	853	881	945	1011	1110	1278

150

## R2-8 Task

**MEDIUM BACK**  
Ratchet back, multi-function 08-control w/built-in seat slider, knee tilt

Standard arm is 25A

Arm	B	C (com)	D	E (col)	F	G	L
Standard	1166	1190	1218	1282	1348	1447	1615
Armless	1065	1089	1117	1181	1247	1346	1514

## R2-14 Task

**MEDIUM BACK**  
Advanced synchro tilt control w/ built-in seat slider, tilt lock and ratchet back

Standard arm is 25A

Arm	B	C (com)	D	E (col)	F	G	L
Standard	930	954	982	1046	1112	1211	1379
Armless	829	853	881	945	1011	1110	1278

## NSR2 Task

**MEDIUM BACK**  
Enhanced task 07-control and ratchet back w/seat slider

Standard arm is 25A

Arm	B	C (com)	D	E (col)	F	G	L
Standard	899	923	951	1015	1081	1180	1348
Armless	798	822	850	914	980	1079	1247



**01A** Fold away arm with vertical and horizontal adjustment and standard 10 pad  
**241**



**18A** 360 degree pivot, vertically and horizontally adjustable arm with standard 10 pad  
**190**



**23A** Forward angled, vertically and horizontally adjustable arm with standard 10 pad  
**176**



**25A** Vertical and horizontal adjustable "T" arm with standard 10 pad  
**Standard**



**37A** 4-way, multifunction, vertical and horizontal adjustment w/pad. Pads cannot be changed.  
**197**

## SEAT SIZE OPTIONS

<b>420</b> Small 18 1/2 w x 17 d	<b>N/C</b>
<b>423</b> Medium 20 1/4 w x 19 d	<b>N/C</b>
<b>429</b> Large 21 w x 19 1/2 d	<b>N/C</b>

## POPULAR OPTIONS

■ #70P Extra thick, soft arm pad	<b>19</b>
■ #25F RFoAM	<b>91</b>
■ #60L Air Lumbar	<b>164</b>
■ #14BB Extended back bar	<b>50</b>

Available without seat slider for a -27 list decrease

# RAINIER 3600

## STANDARD FEATURES

- Accommodates up to 300lbs
- Meets CAL 117-2013
- 27" nylon base
- 55 mm dual hooded black casters
- Thoracic and lumbar support
- Ratchet back
- Protective durable plastic outback
- Standard seat height approx. range for model pictured (floor to top of seat): 19 1/4" to 22 3/4" (with 100mm cylinder)

back width  
19 1/2"  
seat width  
20 1/4"

back height  
25"  
seat depth  
19"



Model R4

**OPTIONS** See pages 126-127 for additional options

No multi-shift options or Bariatric models



**01A** Fold away arm with vertical and horizontal adjustment and standard 10 pad  
**241**



**18A** 360 degree pivot, vertically and horizontally adjustable arm with standard 10 pad  
**190**



**23A** Forward angled, vertically and horizontally adjustable arm with standard 10 pad  
**176**



**25A** Vertical and horizontal adjustable "T" arm with standard 10 pad  
**Standard**



**37A** 4-way, multifunction, vertical and horizontal adjustment w/pad. Pads cannot be changed.  
**197**

### R4 Task

#### MANAGERS HIGH BACK

Ratchet back, multi-function 05-control w/seat slider

Standard arm is 25A

Domestically sourced, 55-control with integrated seat slider 150

Arm	B	C (com)	D	E (col)	F	G	L
Standard	1005	1029	1057	1121	1187	1286	1454
Armless	904	928	956	1020	1086	1185	1353

### R4-8 Task

#### MANAGERS HIGH BACK

Ratchet back, multi-function 08-control w/built-in seat slider, knee tilt

Standard arm is 25A

Arm	B	C (com)	D	E (col)	F	G	L
Standard	1241	1265	1293	1357	1423	1522	1690
Armless	1140	1164	1192	1256	1322	1421	1589

### R4-14 Task

#### MANAGERS HIGH BACK

Advanced synchro tilt control w/ built-in seat slider, tilt lock and ratchet back

Standard arm is 25A

Arm	B	C (com)	D	E (col)	F	G	L
Standard	1005	1029	1057	1121	1187	1286	1454
Armless	904	928	956	1020	1086	1185	1353

### NSR4 Task

#### MANAGERS HIGH BACK

Enhanced task 07-control and ratchet back w/seat slider

Standard arm is 25A

Arm	B	C (com)	D	E (col)	F	G	L
Standard	974	998	1026	1090	1156	1255	1423
Armless	873	897	925	989	1055	1154	1322

Available without seat slider for a -27 list decrease

## SEAT SIZE OPTIONS

<b>420</b> X-Small 18 1/2 w x 17 d	<b>N/C</b>
<b>422</b> Medium 20 w x 17 3/4 d	<b>N/C</b>
<b>429</b> Large 21 w x 19 1/2 d	<b>N/C</b>

## POPULAR OPTIONS

■ #70P Extra thick, soft arm pad	<b>19</b>
■ #25F RFoam	<b>91</b>
■ #60L Air Lumbar	<b>164</b>
■ #14BB Extended back bar	<b>50</b>
■ #65HR Articulating headrest	<b>462</b>

# RAINIER 3600

## STANDARD FEATURES

- Accommodates up to 300lbs
- Meets CAL 117-2013
- 27" nylon base
- 55 mm dual hooded black casters
- 1900 comfort foam molded tractor seat
- Thoracic and lumbar support
- Ratchet back
- Protective durable plastic outback
- Standard seat height approx. range for model pictured (floor to top of seat): 19" to 22 1/2" (with 100mm cylinder)

back width  
17 1/2"



seat width  
21"



back height  
19 1/2"

seat depth  
19"



Model R6

**OPTIONS** See pages 126-127 for additional options

No multi-shift options, no 65 headrest or Bariatric models



### R6 Task

**MEDIUM BACK**  
Ratchet back, multi-function 05-control w/seat slider

Standard arm is 25A

Domestically sourced, 55-control with integrated seat slider 150

Arm	B	C (com)	D	E (col)	F	G	L
Standard	930	954	982	1046	1112	1211	1379
Armless	829	853	881	945	1011	1110	1278

### R6-8 Task

**MEDIUM BACK**  
Ratchet back, multi-function 08-control w/built-in seat slider, knee tilt

Standard arm is 25A

Arm	B	C (com)	D	E (col)	F	G	L
Standard	1166	1190	1218	1282	1348	1447	1615
Armless	1065	1089	1117	1181	1247	1346	1514

### R6-14 Task

**MEDIUM BACK**  
Advanced synchro tilt control w/ built-in seat slider, tilt lock and ratchet back

Standard arm is 25A

Arm	B	C (com)	D	E (col)	F	G	L
Standard	930	954	982	1046	1112	1211	1379
Armless	829	853	881	945	1011	1110	1278

### NSR6 Task

**MEDIUM BACK**  
Enhanced task 07-control and ratchet back w/seat slider

Standard arm is 25A

Arm	B	C (com)	D	E (col)	F	G	L
Standard	899	923	951	1015	1081	1180	1348
Armless	798	822	850	914	980	1079	1247



**01A** Fold away arm with vertical and horizontal adjustment and standard 10 pad  
**241**



**18A** 360 degree pivot, vertically and horizontally adjustable arm with standard 10 pad  
**190**



**23A** Forward angled, vertically and horizontally adjustable arm with standard 10 pad  
**176**



**25A** Vertical and horizontal adjustable "T" arm with standard 10 pad  
**Standard**



**37A** 4-way, multifunction, vertical and horizontal adjustment w/pad. Pads cannot be changed.  
**197**

## SEAT SIZE OPTIONS

<b>1100</b> X-Small Tractor 19 3/4 w x 19 3/4 d	<b>60</b>
<b>1200</b> Small Tractor 22 w x 19 3/4 d	<b>60</b>
<b>1300</b> Medium Tractor 22 1/2 w x 20 1/4 d	<b>60</b>
<b>1500</b> Deep Tractor 24 1/4 w x 19 3/4 d	<b>180</b>

## POPULAR OPTIONS

■ #70P Extra thick, soft arm pad	<b>19</b>
■ #25F RFoam	<b>91</b>
■ #60L Air Lumbar	<b>164</b>
■ #14BB Extended back bar	<b>50</b>

Available without seat slider for a -27 list decrease

# RAINIER 3600

## STANDARD FEATURES

- Accommodates up to 300lbs
- Meets CAL 117-2013
- 27" nylon base
- 55 mm dual hooded black casters
- 1900 comfort foam molded tractor seat
- Thoracic and lumbar support
- Ratchet back
- Protective durable plastic outback
- Standard seat height approx. range for model pictured (floor to top of seat): 19" to 22 1/2" (with 100mm cylinder)

back width  
19 1/2"



seat width  
21"



back height  
25"



seat depth  
19"



Model R8

**OPTIONS** See pages 126-127 for additional options

No multi-shift options or Bariatric models



### R8 Task

**MANAGERS HIGH BACK**  
Ratchet back, multi-function 05-control w/seat slider  
Standard arm is 25A

Arm	B	C (com)	D	E (col)	F	G	L
Standard	1005	1029	1057	1121	1187	1286	1454
Armless	904	928	956	1020	1086	1185	1353

Domestically sourced, 55-control with integrated seat slider 150

### R8-8 Task

**MANAGERS HIGH BACK**  
Ratchet back, multi-function 08-control w/built-in seat slider, knee tilt  
Standard arm is 25A

Arm	B	C (com)	D	E (col)	F	G	L
Standard	1241	1265	1293	1357	1423	1522	1690
Armless	1140	1164	1192	1256	1322	1421	1589

### R8-14 Task

**MANAGERS HIGH BACK**  
Advanced synchro tilt control w/ built-in seat slider, tilt lock and ratchet back  
Standard arm is 25A

Arm	B	C (com)	D	E (col)	F	G	L
Standard	1005	1029	1057	1121	1187	1286	1454
Armless	904	928	956	1020	1086	1185	1353

### NSR8 Task

**MANAGERS HIGH BACK**  
Enhanced task 07-control and ratchet back w/seat slider  
Standard arm is 25A

Arm	B	C (com)	D	E (col)	F	G	L
Standard	974	998	1026	1090	1156	1255	1423
Armless	873	897	925	989	1055	1154	1322



**01A** Fold away arm with vertical and horizontal adjustment and standard 10 pad  
**241**



**18A** 360 degree pivot, vertically and horizontally adjustable arm with standard 10 pad  
**190**



**23A** Forward angled, vertically and horizontally adjustable arm with standard 10 pad  
**176**



**25A** Vertical and horizontal adjustable "T" arm with standard 10 pad  
**Standard**



**37A** 4-way, multifunction, vertical and horizontal adjustment w/pad. Pads cannot be changed.  
**197**

## SEAT SIZE OPTIONS

<b>1100</b> X-Small Tractor 19 3/4 w x 19 3/4 d	<b>60</b>
<b>1200</b> Small Tractor 22 w x 19 3/4 d	<b>60</b>
<b>1300</b> Medium Tractor 22 1/2 w x 20 1/4 d	<b>60</b>
<b>1500</b> Deep Tractor 24 1/4 w x 19 3/4 d	<b>180</b>

## POPULAR OPTIONS

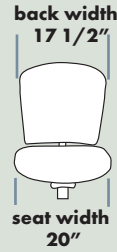
■ #70P Extra thick, soft arm pad	<b>19</b>
■ #25F RFoam	<b>91</b>
■ #60L Air Lumbar	<b>164</b>
■ #14BB Extended back bar	<b>50</b>
■ #65HR Articulating headrest	<b>462</b>

Available without seat slider for a -27 list decrease

# RAINIER 3600

## STANDARD FEATURES

- Accommodates up to 300lbs
- Meets CAL 117-2013
- 27" nylon base
- 55 mm dual hooded black casters
- Thoracic and lumbar support
- Ratchet back
- Protective durable plastic outback
- Adjustable height footring
- Standard seat height approx. range for model pictured (floor to top of seat): 25 1/4" to 32 1/4" (with 200mm cylinder)



Model R1-33

## OPTIONS See pages 126-127 for additional options

No multi-shift options, no 65 headrest or Bariatric models

Note: please specify stool kit 37200 or 37270




### R1-33-37200

**MEDIUM BACK STOOL**  
Ratchet back, tri-action 33-control  
Standard arm is 25A

Arm	B	C (com)	D	E (col)	F	G	L
Standard	1070	1094	1122	1186	1252	1351	1519
Armless	969	993	1021	1085	1151	1250	1418

## STANDARD FEATURES

- Accommodates up to 300lbs
- Meets CAL 117-2013
- 27" nylon base
- 55 mm dual hooded black casters
- Thoracic and lumbar support
- Ratchet back
- Protective durable plastic outback
- Adjustable height footring
- Standard seat height approx. range for model pictured (floor to top of seat): 25 1/4" to 32 1/4" (with 200mm cylinder)



Model R3-33

## OPTIONS See pages 126-127 for additional options

No multi-shift options, no 65 headrest or Bariatric models

Note: please specify stool kit 37200 or 37270



### R3-33-37200 Stool

**MANAGERS HIGH BACK STOOL**  
Ratchet back, tri-action 33-control  
Standard arm is 25A

Arm	B	C (com)	D	E (col)	F	G	L
Standard	1145	1169	1197	1261	1327	1426	1594
Armless	1044	1068	1096	1160	1226	1325	1493

## SEAT SIZE OPTIONS

<b>420</b> X-Small	18 1/2 w x 17 d	N/C
<b>422</b> Small	20 w x 17 3/4 d	N/C
<b>423</b> Medium	20 1/4 w x 19 d	N/C
<b>429</b> Large	21 w x 19 1/2 d	N/C

## STOOLS POPULAR OPTIONS

- #70P Extra thick, soft arm pad **19**
  - #33SS Seat Slider **60**
  - #25F RFoam **91**
  - #60L Air Lumbar **164**
  - #14BB Extended back bar **50**
  - #16B Foot ring base **N/C**
- w/60mm no hood caster. Only available in 175mm or 200mm cylinder



For 31" - 39" counter heights - request 200 mm cylinder

For 34" - 44" counter heights - request 270 mm cylinder