

EXPEDITED

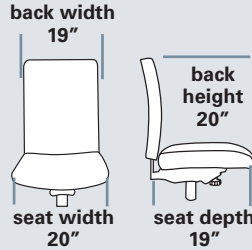
PHOENIX 2400

EXPEDITED

3 WEEKS OR LESS

STANDARD FEATURES

- Accommodates up to 300lbs
- Meets CAL 117-2013
- 27" high hub base
- 60 mm dual casters
- Top stitch sewn fabric on seat and back
- Standard seat height approx. range for model pictured (floor to top of seat): 17 1/2" to 20 1/2" (with 1101 cylinder)



Model 24155

OPTIONS See pages 128-129 for additional options

No multi-shift options, 65 headrest or BT models



24155 Task

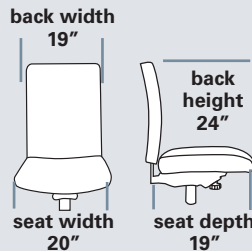
MEDIUM BACK
Ratchet back, multi-function 55-control w/ built-in seat slider

For more information on the 55 Control, click here for details.

Arm	B	C (com)	D	E (col)	F	G	L
Armless	1,017	1,042	1,078	1,128	1,195	1,302	1,511
18A	1,190	1,215	1,251	1,301	1,368	1,475	1,684
25A	1,149	1,174	1,210	1,260	1,327	1,434	1,643
37A	1,196	1,221	1,257	1,307	1,374	1,481	1,690

STANDARD FEATURES

- Accommodates up to 300lbs
- Meets CAL 117-2013
- 27" high hub base
- 60 mm dual casters
- Top stitch sewn fabric on seat and back
- Standard seat height approx. range for model pictured (floor to top of seat): 17 1/2" to 20 1/2" (with 1101 cylinder)



Model 24355

OPTIONS See pages 128-129 for additional options

No multi-shift options, 65 headrest or BT models



24355 Task

MANGERS HIGHBACK
Ratchet back, multi-function 55-control w/ built-in seat slider

For more information on the 55 Control, click here for details.

Arm	B	C (com)	D	E (col)	F	G	L
Armless	1,044	1,070	1,106	1,155	1,223	1,329	1,538
18A	1,217	1,243	1,279	1,328	1,396	1,502	1,711
25A	1,176	1,202	1,238	1,287	1,355	1,461	1,670
37A	1,223	1,249	1,285	1,334	1,402	1,508	1,717

SEAT SIZE OPTIONS

	LIST PRICE
241 Small 18 1/2 w x 18 d	N/C
242 Small 20 w x 18 d	N/C
245 Large 21 1/2 w x 20 d	N/C
* 1500 seat and Mesh seats not available	

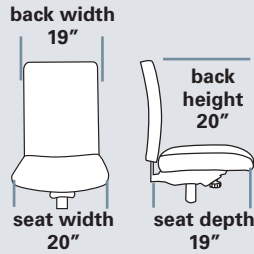
POPULAR OPTIONS

	LIST PRICE
■ #70P Extra thick, soft arm pad	17
■ #25F RFoAM	83
■ #60L Air Lumbar	149
* 98SP not available	

PHOENIX 2400

STANDARD FEATURES

- Accommodates up to 300lbs
- Meets CAL 117-2013
- 27" high hub base
- 60 mm dual casters
- Top stitch sewn fabric on seat and back
- Standard seat height approx. range for model pictured (floor to top of seat): 18 1/2" to 21 3/4" (with 1101 cylinder)



Model 24114-22B

OPTIONS See pages 128-129 for additional options



01A Fold away arm with vertical and horizontal adjustment and standard 10 pad **219**



08A 3 position pivot, vertically and horizontally adjustable arm with standard 10 pad **152**



23A Forward angled vertically and horizontally adjustable arm with 10 pad **160**



25A Vertical and horizontal adjustable "T" arm with standard 10 pad **132**



37A 4-way, multifunction, vertical and horizontal adjustment w/pad. Pads cannot be changed. **179**

2415 Task

MEDIUM BACK
Ratchet back, multi-function 05-control w/seat slider

Arm	B	C (com)	D	E (col)	F	G	L
Armless	867	892	928	978	1,045	1,152	1,361

2418 Task

MEDIUM BACK
Ratchet back, multi-function 08-control w/ built in seat slider, knee tilt

Arm	B	C (com)	D	E (col)	F	G	L
Armless	1,082	1,108	1,144	1,194	1,261	1,367	1,576

24114 Task

MEDIUM BACK
Advanced synchro tilt control w/ built-in seat slider, tilt lock and ratchet back

Arm	B	C (com)	D	E (col)	F	G	L
Armless	867	892	928	978	1,045	1,152	1,361

NS241 Task

MEDIUM BACK
Enhanced task 07-control and ratchet back w/seat slider

Arm	B	C (com)	D	E (col)	F	G	L
Armless	839	865	901	950	1,018	1,124	1,333

*24/7 Upgrade option available on 05, 14, and NS models.

SEAT SIZE OPTIONS	LIST PRICE
241 Small 18 1/2 w x 18 d	N/C
242 Small 20 w x 18 d	N/C
245 Large 21 1/2 w x 20 d	N/C

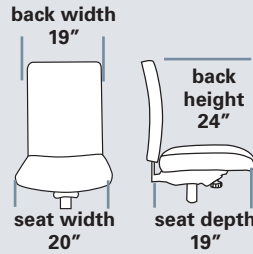
POPULAR OPTIONS	LIST PRICE
#70P Extra thick, soft arm pad	17
#25F RFoam	83
#60L Air Lumbar	149

24/7 UPGRADE	LIST PRICE
24/7 Upgrade includes	325
# Seat Slider	
# 28" Heavy base	
# 70mm Heavy duty casters	
# 9 Ply seat shell	
# Dual Density Foam	

PHOENIX 2400

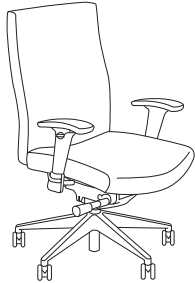
STANDARD FEATURES

- Accommodates up to 300lbs
- Meets CAL 117-2013
- 27" high hub base
- 60 mm dual casters
- Top stitch sewn fabric on seat and back
- Standard seat height approx. range for model pictured (floor to top of seat): 18 1/2" to 21 3/4" (with 1101 cylinder)



Model 24314-22B

OPTIONS See pages 128-129 for additional options



01A Fold away arm with vertical and horizontal adjustment and standard 10 pad **219**



08A 3 position pivot, vertically and horizontally adjustable arm with standard 10 pad **152**



23A Forward angled vertically and horizontally adjustable arm with 10 pad **160**



25A Vertical and horizontal adjustable "T" arm with standard 10 pad **132**



37A 4-way, multifunction, vertical and horizontal adjustment w/pad. Pads cannot be changed. **179**

2435 Task

MANAGERS HIGH BACK
Ratchet back, multi-function 05-control w/seat slider

Arm	B	C (com)	D	E (col)	F	G	L
Armless	894	920	956	1,005	1,073	1,179	1,388

2438 Task

MANAGERS HIGH BACK
Ratchet back, multi-function 08-control w/ built in seat slider, knee tilt

Arm	B	C (com)	D	E (col)	F	G	L
Armless	1,110	1,135	1,172	1,221	1,288	1,395	1,604

24314 Task

MANAGERS HIGH BACK
Advanced synchro tilt control w/ built-in seat slider, tilt lock and ratchet back

Arm	B	C (com)	D	E (col)	F	G	L
Armless	894	920	956	1,005	1,073	1,179	1,388

NS243 Task

MANAGERS HIGH BACK
Enhanced task 07-control and ratchet back w/seat slider

Arm	B	C (com)	D	E (col)	F	G	L
Armless	867	892	928	978	1,045	1,152	1,361

*24/7 Upgrade option available on 05, 14, and NS models.

SEAT SIZE OPTIONS	LIST PRICE
241 Small 18 1/2 w x 18 d	N/C
242 Small 20 w x 18 d	N/C
245 Large 21 1/2 w x 20 d	N/C

POPULAR OPTIONS	LIST PRICE
#70P Extra thick, soft arm pad	17
#25F RFoAM	83
#59L Comfort cut out	88
#60L Air Lumbar	149
#65HR Articulating headrest	420

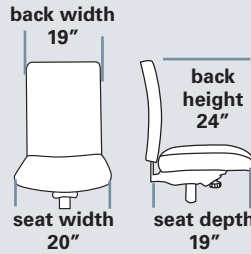
24/7 UPGRADE	LIST PRICE
24/7 Upgrade includes	325
# Seat Slider	
# 28" Heavy base	
# 70mm Heavy duty casters	
# 9 Ply seat shell	
# Dual Density Foam	

PHOENIX 2400



STANDARD FEATURES

- Accommodates up to 350lbs
- 24/7 rated
- Meets CAL 117-2013
- 28" black nylon reinforced base
- 70 mm dual casters
- Thoracic support
- 9 Ply tapered seat shell w/ dual density seat foam
- Boxing and back seat panel in black Aim fabric
- Upholstered outback and bottom in back clean out in black Aim fabric
- Standard seat height approx. range for model pictured (floor to top of seat): 19 1/4" to 22 3/4" (with 100mm cylinder)



Model MP244

OPTIONS See pages 128-129 for additional options

MP244-50CONT Task

MANAGERS HIGH BACK
Ratchet back, multi-function 50-control w/seat slider

Arm	B	C (com)	D	E (col)	F	G	L
Armless	1,263	1,288	1,324	1,374	1,441	1,548	1,757

M2444-14CONT Task

MANAGERS HIGH BACK
Advanced synchro tilt control w/ built-in seat slider, tilt lock and ratchet back

Arm	B	C (com)	D	E (col)	F	G	L
Armless	1,263	1,288	1,324	1,374	1,441	1,548	1,757

M244N-NS CONT Task

MANAGERS HIGH BACK
Enhanced task 07-control and ratchet back w/seat slider

Arm	B	C (com)	D	E (col)	F	G	L
Armless	1,235	1,261	1,297	1,346	1,414	1,520	1,729



01A Fold away arm with vertical and horizontal adjustment and standard 10 pad **219**



08A 3 position pivot, vertically and horizontally adjustable arm with standard 10 pad **152**



23A Forward angled vertically and horizontally adjustable arm with 10 pad **160**



25A Vertical and horizontal adjustable "T" arm with standard 10 pad **132**



37A 4-way, multifunction, vertical and horizontal adjustment w/pad. Pads cannot be changed. **179**

Please note: Cross Check, Foundation, and Symphony classic will be warranted for 3 years on 24/7 chairs. All other fabrics are not covered under warranty. To ensure the greatest protection for these chairs, we strongly recommend selecting one of the fabrics with over 250,000 double rubs.

400 lbs rated seats only available on 50 and NS models, No Seat Slider

SEAT SIZE OPTIONS

	LIST PRICE
252 Small 20 w x 18 d	N/C
255 Large 21 1/2 w x 20 d	N/C

SEAT SIZE OPTIONS

	LIST PRICE
400 lbs rated	
2062 Small 24 w x 20 d	295
2063 Medium 24 w x 21 d	295
2064 Large 24 w x 22 d	295

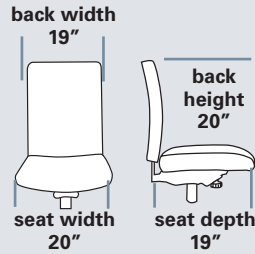
POPULAR OPTIONS

	LIST PRICE
■ #70P Extra thick, soft arm pad	17
■ #25F RFoaM	83
■ #60L Air Lumbar	149
■ #70L Air Thoracic	149
■ #68L Air Lumbar & Thoracic	237
■ #65HR Articulating headrest	420

PHOENIX 2400

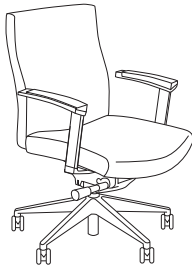
STANDARD FEATURES

- Accommodates up to 300lbs
- Meets CAL 117-2013
- 27" high hub base
- 60 mm dual casters
- Top stitch sewn fabric on seat and back
- Standard seat height approx. range for model pictured (floor to top of seat): 19" to 22 1/2" (with 100mm cylinder)



Model 241CH

OPTIONS No options or substitutions are available



241 Conference

MEDIUM BACK
Swivel tilt 07-control with 09A reverse "C" arm

Arm	B	C (com)	D	E (col)	F	G	L
09A	867	892	928	978	1,045	1,152	1,361



241CH Conference

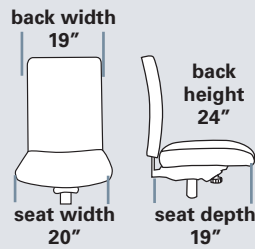
MEDIUM BACK
Swivel tilt 07-control with polished aluminum arms and base

Arm	B	C (com)	D	E (col)	F	G	L
30A	969	994	1,031	1,080	1,147	1,254	1,463



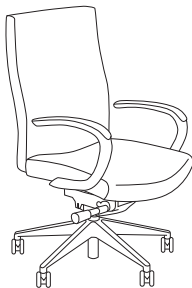
STANDARD FEATURES

- Accommodates up to 300lbs
- Meets CAL 117-2013
- 27" high hub base
- 60 mm dual casters
- Top stitch sewn fabric on seat and back
- Standard seat height approx. range for model pictured (floor to top of seat): 19" to 22 1/2" (with 100mm cylinder)



Model 243

OPTIONS No options or substitutions are available



243 Conference

MANAGERS HIGH BACK
Swivel tilt 07-control with 09A reverse "C" arm

Arm	B	C (com)	D	E (col)	F	G	L
09A	894	920	956	1,005	1,073	1,179	1,388



243CH Conference

MANAGERS HIGH BACK
Swivel tilt 07-control with polished aluminum arms and base

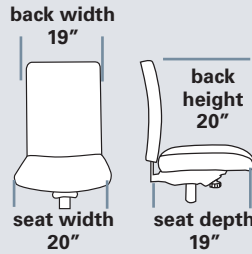
Arm	B	C (com)	D	E (col)	F	G	L
30A	997	1,022	1,058	1,108	1,175	1,282	1,491



PHOENIX 2400

STANDARD FEATURES

- Accommodates up to 300lbs
- Meets CAL 117-2013
- 27" high hub base
- 60 mm dual casters
- Top stitch sewn fabric on seat and back
- Adjustable height footring
- Standard seat height approx. range for model pictured (floor to top of seat): 28" to 35" (with 200mm cylinder)



Model 24133

OPTIONS See pages 128-129 for additional options

Note: please specify stool kit 37200 or 37270



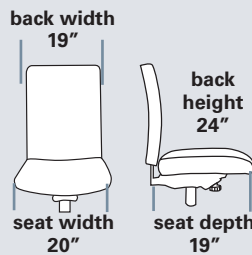
24133-37200 Stool

MEDIUM BACK
Ratchet back, tri-action 33-control

Arm	B	C (com)	D	E (col)	F	G	L
Armless	993	1,019	1,055	1,104	1,172	1,278	1,487

STANDARD FEATURES

- Accommodates up to 300lbs
- Meets CAL 117-2013
- 27" high hub base
- 60 mm dual casters
- Top stitch sewn fabric on seat and back
- Adjustable height footring
- Standard seat height approx. range for model pictured (floor to top of seat): 28" to 35" (with 200mm cylinder)



Model 24333

OPTIONS See pages 128-129 for additional options

Note: please specify stool kit 37200 or 37270



24333-37200 Stool

MANAGERS HIGH BACK
Ratchet back, tri-action 33-control

Arm	B	C (com)	D	E (col)	F	G	L
Armless	1,021	1,046	1,082	1,132	1,199	1,306	1,515

SEAT SIZE OPTIONS

	LIST PRICE
241 X-Small 18 1/2 w x 18 d	N/C
242 Small 20 w x 18 d	N/C
245 Large 21 1/2 w x 20 d	N/C

STOOLS POPULAR OPTIONS

- #70P Extra thick, soft arm pad **17**
 - #33SS Seat Slider **55**
 - #25F RFoAM **83**
 - #59L Comfort cut out **88**
 - #60L Air lumbar **149**
 - #16B Foot ring base **N/C**
- w/60mm no hood caster.
Only available in 175mm or 200mm cylinder



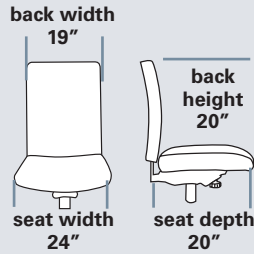
For 31" - 39" counter heights - request 200 mm cylinder

For 34" - 44" counter heights - request 270 mm cylinder

PHOENIX 2400

STANDARD FEATURES

- Accommodates up to 400lbs
- Meets CAL 117-2013
- 28" black nylon reinforced base
- 70 mm heavy duty casters
- Top stitch sewn fabric on seat & back
- Standard seat height approx. range for model pictured (floor to top of seat): 18 1/2" to 22" (with 100mm cylinder)



Model BT21

OPTIONS See pages 128-129 for additional options

Not available: 04, 08, 09, 18, 23, 24 & 37 Arms; 33 Seat Slider



BT21 Task

MEDIUM BACK
Enhanced ratchet back swivel tilter
07-control

Arm	B	C (com)	D	E (col)	F	G	L
Armless	1,076	1,101	1,137	1,187	1,254	1,361	1,570

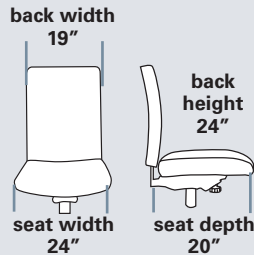
BT22 Task

MEDIUM BACK
Ratchet back with heavy duty, multi-function infinite tilt lock 50-control w/ longer, easy-access cylinder paddle

Arm	B	C (com)	D	E (col)	F	G	L
Armless	1,103	1,129	1,165	1,214	1,282	1,388	1,597

STANDARD FEATURES

- Accommodates up to 400lbs
- Meets CAL 117-2013
- 28" black nylon reinforced base
- 70 mm heavy duty casters
- Top stitch sewn fabric on seat & back
- Standard seat height approx. range for model pictured (floor to top of seat): 18 1/2" to 22" (with 100mm cylinder)



Model BT23

OPTIONS See pages 128-129 for additional options

Not available: 04, 08, 09, 18, 23, 24 & 37 Arms; 33 Seat Slider



BT23 Task

MANAGERS HIGH BACK
Enhanced ratchet back swivel tilter
07-control

Arm	B	C (com)	D	E (col)	F	G	L
Armless	1,103	1,129	1,165	1,214	1,282	1,388	1,597

BT24 Task

MANAGERS HIGH BACK
Ratchet back with heavy duty, multi-function infinite tilt lock 50-control w/ longer, easy-access cylinder paddle

Arm	B	C (com)	D	E (col)	F	G	L
Armless	1,131	1,156	1,192	1,242	1,309	1,416	1,625

SEAT SIZE OPTIONS

2011 X-Small 24 w x 18 d	N/C
2012 Small 24 w x 19 d	N/C
2014 Large 24 w x 21 d	N/C

LIST PRICE

N/C
N/C
N/C

BT POPULAR OPTIONS

- #70P Extra thick, soft arm pad **LIST PRICE 17**
- #25F RFoam **83**
- #59L Comfort cutout **88**
- #60L Air Lumbar **149**
- #65HR Articulating Headrest **420**
- 24/7 Upgrade **385**

PHOENIX 2400

STANDARD FEATURES

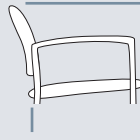
- Accommodates up to 350lbs
- Meets CAL 117-2013
- Welded steel frame
- Fully upholstered seat and back
- Completely assembled
- Ganging capability
- Standard seat height: 17 1/2"

back width
18 1/2"



seat width
18 1/2"

back height
14"



seat depth
19 1/2"



Model 9244A

OPTIONS Available options are listed below



9241NA Guest Lobby

Stacking side chair without arms, stick legs; stacks 8 high

Arm	B	C (com)	D	E (col)	F	G	L
Armless	437	453	473	502	545	608	714

9241A Guest Lobby

Stacking side chair with arms, stick legs; stacks 8 high

Arm	B	C (com)	D	E (col)	F	G	L
Arm	459	475	495	524	567	630	736

9244NA Guest Lobby

Stacking side chair without arms, casters; stacks 4 high

Arm	B	C (com)	D	E (col)	F	G	L
Armless	464	481	501	529	572	636	741

9244A Guest Lobby

Stacking side chair with arms, casters; stacks 4 high

Arm	B	C (com)	D	E (col)	F	G	L
Arm	486	503	523	551	594	658	763

9961 Cart

Cart

450

M9961GB

Ganging Device

66

GUEST LOBBY POPULAR OPTIONS

- #25F RFoaM
- #26F Dual density foam
- #30C Hard floor casters

LIST PRICE

83
48
48