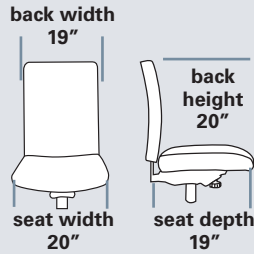


PHOENIX 2400

STANDARD FEATURES

- Accommodates up to 300lbs
- Meets CAL 117-2013
- 27" high hub base
- 60 mm dual casters
- Top stitch sewn fabric on seat and back
- Standard seat height approx. range for model pictured (floor to top of seat): 18 1/2" to 21 3/4" (with 1101 cylinder)



Model 24114-22B

OPTIONS See pages 128-129 for additional options



01A Fold away arm with vertical and horizontal adjustment and standard 10 pad
199



08A 3 position pivot, vertically and horizontally adjustable arm with standard 10 pad
138



23A Forward angled vertically and horizontally adjustable arm with 10 pad
145



25A Vertical and horizontal adjustable "T" arm with standard 10 pad
120



37A 4-way, multifunction, vertical and horizontal adjustment w/pad. Pads cannot be changed.
163

2415 Task

MEDIUM BACK
Ratchet back, multi-function 05-control w/seat slider

Arm	B	C (com)	D	E (col)	F	G	L
Armless	788	811	844	889	950	1047	1237

2418 Task

MEDIUM BACK
Ratchet back, multi-function 08-control w/ built in seat slider, knee tilt

Arm	B	C (com)	D	E (col)	F	G	L
Armless	884	907	940	985	1046	1143	1333

24114 Task

MEDIUM BACK
Advanced synchro tilt control w/ built-in seat slider, tilt lock and ratchet back

Arm	B	C (com)	D	E (col)	F	G	L
Armless	788	811	844	889	950	1047	1237

NS241 Task

MEDIUM BACK
Enhanced task 07-control and ratchet back w/seat slider

Arm	B	C (com)	D	E (col)	F	G	L
Armless	763	786	819	864	925	1022	1212

*24/7 Upgrade option available on 05, 14, and NS models.

SEAT SIZE OPTIONS	LIST PRICE
241 Small 18 1/2 w x 18 d	N/C
242 Small 20 w x 18 d	N/C
245 Large 21 1/2 w x 20 d	N/C

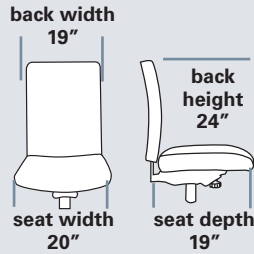
POPULAR OPTIONS	LIST PRICE
■ #70P Extra thick, soft arm pad	15
■ #25F RFoam	75
■ #60L Air Lumbar	135

24/7 UPGRADE	LIST PRICE
24/7 Upgrade includes	295
■ Seat Slider	
■ 28" Heavy base	
■ 70mm Heavy duty casters	
■ 9 Ply seat shell	
■ Dual Density Foam	

PHOENIX 2400

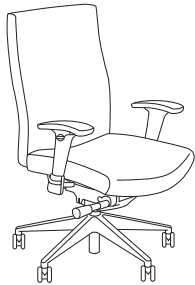
STANDARD FEATURES

- Accommodates up to 300lbs
- Meets CAL 117-2013
- 27" high hub base
- 60 mm dual casters
- Top stitch sewn fabric on seat and back
- Standard seat height approx. range for model pictured (floor to top of seat): 18 1/2" to 21 3/4" (with 1101 cylinder)



Model 24314-22B

OPTIONS See pages 128-129 for additional options



01A Fold away arm with vertical and horizontal adjustment and standard 10 pad **199**



08A 3 position pivot, vertically and horizontally adjustable arm with standard 10 pad **138**



23A Forward angled vertically and horizontally adjustable arm with 10 pad **145**



25A Vertical and horizontal adjustable "T" arm with standard 10 pad **120**



37A 4-way, multifunction, vertical and horizontal adjustment w/pad. Pads cannot be changed. **163**

2435 Task

MANAGERS HIGH BACK
Ratchet back, multi-function 05-control w/seat slider

Arm	B	C (com)	D	E (col)	F	G	L
Armless	813	836	869	914	975	1072	1262

2438 Task

MANAGERS HIGH BACK
Ratchet back, multi-function 08-control w/ built in seat slider, knee tilt

Arm	B	C (com)	D	E (col)	F	G	L
Armless	909	932	965	1010	1071	1168	1358

24314 Task

MANAGERS HIGH BACK
Advanced synchro tilt control w/ built-in seat slider, tilt lock and ratchet back

Arm	B	C (com)	D	E (col)	F	G	L
Armless	813	836	869	914	975	1072	1262

NS243 Task

MANAGERS HIGH BACK
Enhanced task 07-control and ratchet back w/seat slider

Arm	B	C (com)	D	E (col)	F	G	L
Armless	788	811	844	889	950	1047	1237

*24/7 Upgrade option available on 05, 14, and NS models.

SEAT SIZE OPTIONS	LIST PRICE
241 Small 18 1/2 w x 18 d	N/C
242 Small 20 w x 18 d	N/C
245 Large 21 1/2 w x 20 d	N/C

POPULAR OPTIONS	LIST PRICE
■ #70P Extra thick, soft arm pad	15
■ #25F RFoAM	75
■ #59L Comfort cut out	80
■ #60L Air Lumbar	135
■ #65HR Articulating headrest	382

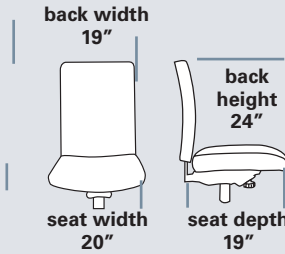
24/7 UPGRADE	LIST PRICE
24/7 Upgrade includes	295
■ Seat Slider	
■ 28" Heavy base	
■ 70mm Heavy duty casters	
■ 9 Ply seat shell	
■ Dual Density Foam	

PHOENIX 2400



STANDARD FEATURES

- Accommodates up to 350lbs
- 24/7 rated
- Meets CAL 117-2013
- 28" black nylon reinforced base
- 70 mm dual casters
- Thoracic support
- 9 Ply tapered seat shell w/ dual density seat foam
- Boxing and back seat panel in black Aim fabric
- Upholstered outback and bottom in back clean out in black Aim fabric
- Standard seat height approx. range for model pictured (floor to top of seat): 19 1/4" to 22 3/4" (with 100mm cylinder)



Model MP244

OPTIONS See pages 128-129 for additional options

MP244-50CONT Task

MANAGERS HIGH BACK
Ratchet back, multi-function 50-control w/seat slider

Arm	B	C (com)	D	E (col)	F	G	L
Armless	1148	1171	1204	1249	1310	1407	1597

MP244-14CONT Task

MANAGERS HIGH BACK
Advanced synchro tilt control w/ built-in seat slider, tilt lock and ratchet back

Arm	B	C (com)	D	E (col)	F	G	L
Armless	1148	1171	1204	1249	1310	1407	1597

MP244-NS CONT Task

MANAGERS HIGH BACK
Enhanced task 07-control and ratchet back w/seat slider

Arm	B	C (com)	D	E (col)	F	G	L
Armless	1123	1146	1179	1224	1285	1382	1572



01A Fold away arm with vertical and horizontal adjustment and standard 10 pad
199



08A 3 position pivot, vertically and horizontally adjustable arm with standard 10 pad
138



23A Forward angled vertically and horizontally adjustable arm with 10 pad
145



25A Vertical and horizontal adjustable "T" arm with standard 10 pad
120



37A 4-way, multifunction, vertical and horizontal adjustment w/pad. Pads cannot be changed.
163

SEAT SIZE OPTIONS

	LIST PRICE
252 Small 20 w x 18 d	N/C
255 Large 21 1/2 w x 20 d	N/C

SEAT SIZE OPTIONS

400 lbs rated	LIST PRICE
2062 Small 24 w x 20 d	295
2063 Medium 24 w x 21 d	295
2064 Large 24 w x 22 d	295

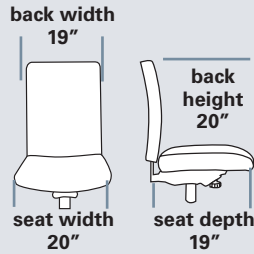
POPULAR OPTIONS

	LIST PRICE
■ #70P Extra thick, soft arm pad	15
■ #25F RFoaM	75
■ #60L Air Lumbar	135
■ #70L Air Thoracic	135
■ #68L Air Lumbar & Thoracic	215
■ #65HR Articulating headrest	382

PHOENIX 2400

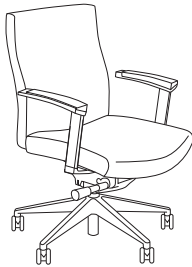
STANDARD FEATURES

- Accommodates up to 300lbs
- Meets CAL 117-2013
- 27" high hub base
- 60 mm dual casters
- Top stitch sewn fabric on seat and back
- Standard seat height approx. range for model pictured (floor to top of seat): 19" to 22 1/2" (with 100mm cylinder)



Model 241CH

OPTIONS No options or substitutions are available



241 Conference

MEDIUM BACK
Swivel tilt 07-control with 09A reverse "C" arm

Arm	B	C (com)	D	E (col)	F	G	L
09A	788	811	844	889	950	1047	1237



241CH Conference

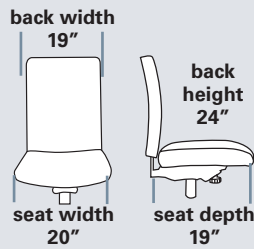
MEDIUM BACK
Swivel tilt 07-control with polished aluminum arms and base

Arm	B	C (com)	D	E (col)	F	G	L
30A	881	904	937	982	1043	1140	1330



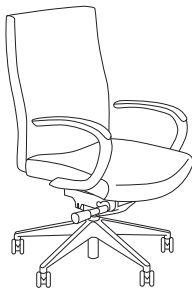
STANDARD FEATURES

- Accommodates up to 300lbs
- Meets CAL 117-2013
- 27" high hub base
- 60 mm dual casters
- Top stitch sewn fabric on seat and back
- Standard seat height approx. range for model pictured (floor to top of seat): 19" to 22 1/2" (with 100mm cylinder)



Model 243

OPTIONS No options or substitutions are available



243 Conference

MANAGERS HIGH BACK
Swivel tilt 07-control with 09A reverse "C" arm

Arm	B	C (com)	D	E (col)	F	G	L
09A	813	836	869	914	975	1072	1262



243CH Conference

MANAGERS HIGH BACK
Swivel tilt 07-control with polished aluminum arms and base

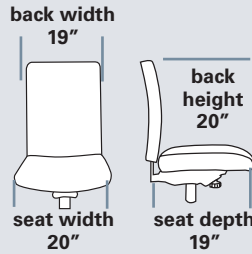
Arm	B	C (com)	D	E (col)	F	G	L
30A	906	929	962	1007	1068	1165	1355



PHOENIX 2400

STANDARD FEATURES

- Accommodates up to 300lbs
- Meets CAL 117-2013
- 27" high hub base
- 60 mm dual casters
- Top stitch sewn fabric on seat and back
- Adjustable height footring
- Standard seat height approx. range for model pictured (floor to top of seat): 28" to 35" (with 200mm cylinder)



Model 24133

OPTIONS See pages 128-129 for additional options

Note: please specify stool kit 37200 or 37270



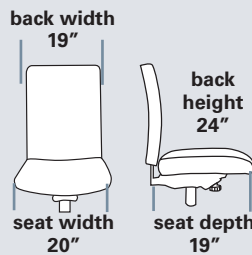
24133-37200 Stool

MEDIUM BACK
Ratchet back, tri-action 33-control

Arm	B	C (com)	D	E (col)	F	G	L
Armless	903	926	959	1004	1065	1162	1352

STANDARD FEATURES

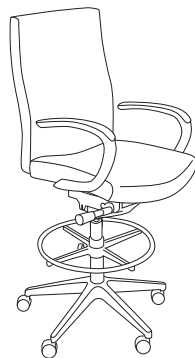
- Accommodates up to 300lbs
- Meets CAL 117-2013
- 27" high hub base
- 60 mm dual casters
- Top stitch sewn fabric on seat and back
- Adjustable height footring
- Standard seat height approx. range for model pictured (floor to top of seat): 28" to 35" (with 200mm cylinder)



Model 24333

OPTIONS See pages 128-129 for additional options

Note: please specify stool kit 37200 or 37270



24333-37200 Stool

MANAGERS HIGH BACK
Ratchet back, tri-action 33-control

Arm	B	C (com)	D	E (col)	F	G	L
Armless	928	951	984	1029	1090	1187	1377

SEAT SIZE OPTIONS

	LIST PRICE
241 Small 18 1/2 w x 18 d	N/C
242 Small 20 w x 18 d	N/C
245 Large 21 1/2 w x 20 d	N/C

STOOLS POPULAR OPTIONS

- #70P Extra thick, soft arm pad **15**
- #33SS Seat Slider **50**
- #25F RFoaM **75**
- #59L Comfort cut out **80**
- #60L Air lumbar **135**
- #16B Foot ring base **N/C**
w/60mm no hood caster.
Only available in 175mm or 200mm cylinder



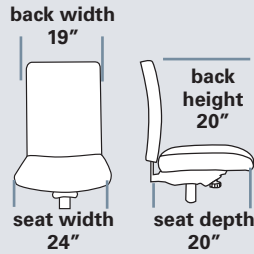
For 31" - 39" counter heights - request 200 mm cylinder

For 34" - 44" counter heights - request 270 mm cylinder

PHOENIX 2400

STANDARD FEATURES

- Accommodates up to 400lbs
- Meets CAL 117-2013
- 28" black nylon reinforced base
- 70 mm heavy duty casters
- Top stitch sewn fabric on seat & back
- Standard seat height approx. range for model pictured (floor to top of seat): 18 1/2" to 22" (with 100mm cylinder)



Model BT21

OPTIONS See pages 128-129 for additional options

Not available: 04, 08, 09, 18, 23, 24 & 37 Arms; 33 Seat Slider



BT21 Task

MEDIUM BACK
Ratchet back swivel tilter 07-control

Arm	B	C (com)	D	E (col)	F	G	L
Armless	978	1001	1034	1079	1140	1237	1427

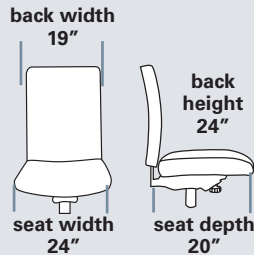
BT22 Task

MEDIUM BACK
Ratchet back with heavy duty, multi-function infinite tilt lock 50-control w/ longer, easy-access cylinder paddle

Arm	B	C (com)	D	E (col)	F	G	L
Armless	1003	1026	1059	1104	1165	1262	1452

STANDARD FEATURES

- Accommodates up to 400lbs
- Meets CAL 117-2013
- 28" black nylon reinforced base
- 70 mm heavy duty casters
- Top stitch sewn fabric on seat & back
- Standard seat height approx. range for model pictured (floor to top of seat): 18 1/2" to 22" (with 100mm cylinder)



Model BT23

OPTIONS See pages 128-129 for additional options

Not available: 04, 08, 09, 18, 23, 24 & 37 Arms; 33 Seat Slider



BT23 Task

MANAGERS HIGH BACK
Ratchet back swivel tilter 07-control

Arm	B	C (com)	D	E (col)	F	G	L
Armless	1003	1026	1059	1104	1165	1262	1452

BT24 Task

MANAGERS HIGH BACK
Ratchet back with heavy duty, multi-function infinite tilt lock 50-control w/ longer, easy-access cylinder paddle

Arm	B	C (com)	D	E (col)	F	G	L
Armless	1028	1051	1084	1129	1190	1287	1477

SEAT SIZE OPTIONS

	LIST PRICE
2011 X-Small 24 w x 18 d	N/C
2012 Small 24 w x 19 d	N/C
2014 Large 24 w x 21 d	N/C

POPULAR OPTIONS


- #70P Extra thick, soft arm pad **LIST PRICE 15**
- #25F RFoaM **75**
- #59L Comfort cutout **80**
- #60L Air Lumbar **135**
- #65HR Articulating Headrest **382**
- 24/7 Upgrade **350**

PHOENIX 2400

STANDARD FEATURES

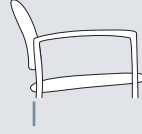
- Accommodates up to 350lbs
- Meets CAL 117-2013
- Welded steel frame
- Fully upholstered seat and back
- Completely assembled
- Ganging capability
- Standard seat height: 17 1/2"

back width
18 1/2"



seat width
18 1/2"

back height
14"



seat depth
19 1/2"



Model 9244A

OPTIONS Available options are listed below



9241NA Guest Lobby

Stacking side chair without arms, stick legs; stacks 8 high

Arm	B	C (com)	D	E (col)	F	G	L
Armless	397	412	430	456	495	553	649

9241A Guest Lobby

Stacking side chair with arms, stick legs; stacks 8 high

Arm	B	C (com)	D	E (col)	F	G	L
Arm	417	432	450	476	515	573	669

9244NA Guest Lobby

Stacking side chair without arms, casters; stacks 4 high

Arm	B	C (com)	D	E (col)	F	G	L
Armless	422	437	455	481	520	578	674

9244A Guest Lobby

Stacking side chair with arms, casters; stacks 4 high

Arm	B	C (com)	D	E (col)	F	G	L
Arm	442	457	475	501	540	598	694

9961 Cart

Cart

365

M9961GB

Ganging Device

60

GUEST LOBBY POPULAR OPTIONS

- #25F RFoam
- #26F Dual density foam
- #30C Hard floor casters

LIST PRICE

75

44

44