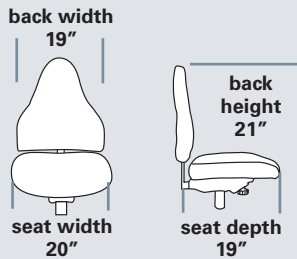


CARMEL 8200

STANDARD FEATURES

- Accommodates up to 300lbs
- Meets CAL 117-2013
- 27" nylon base
- 55mm dual hooded black casters
- Thoracic ridge
- Upholstered outback standard with black air knit fabric
- Standard seat height approx. range for model pictured (floor to top of seat): 19 1/4" to 22 3/4" (with 100mm cylinder)



Model 8215

OPTIONS See pages 128-129 for additional options



01A Fold away arm with vertical and horizontal adjustment and standard 10 pad **199**



08A 3 position pivot, vertically and horizontally adjustable arm with standard 10 pad **138**



23A Forward angled vertically and horizontally adjustable arm with 10 pad **145**



25A Vertical and horizontal adjustable "T" arm with standard 10 pad **120**



37A 4-way, multifunction, vertical and horizontal adjustment w/pad. Pads cannot be changed. **163**

8214 Task

MEDIUM BACK
Multi-function 04-control, w/seat slider

Arm	B	C (com)	D	E (Col)	F	G	L
Armless	841	864	897	942	1003	1100	1290

8215 Task

MEDIUM BACK
Ratchet back, multi-function 05-control w/seat slider

Arm	B	C (com)	D	E (Col)	F	G	L
Armless	911	934	967	1012	1073	1170	1360

8218 Task

MEDIUM BACK
Ratchet back, multi-function 08-control w/ built-in seat slider, knee tilt

Arm	B	C (com)	D	E (Col)	F	G	L
Armless	1007	1030	1063	1108	1169	1266	1456

82114 Task

MEDIUM BACK
Advanced synchro tilt control w/ built-in seat slider, tilt lock and ratchet back

Arm	B	C (com)	D	E (Col)	F	G	L
Armless	911	934	967	1012	1073	1170	1360

NS821 Task

MEDIUM BACK
Ratchet back, enhanced task 07-control w/ seat slider

Arm	B	C (com)	D	E (Col)	F	G	L
Armless	886	909	942	987	1048	1145	1335

*24/7 Upgrade option available on 05, 14, and NS models.

SEAT SIZE OPTIONS

	LIST PRICE		LIST PRICE
480 Small 18 1/2 w x 17 1/2 d	N/C	1100 X-Small Tractor 19 3/4 w x 19 3/4 d	50
484 Large 21 w x 20 d	N/C	1200 Small Tractor 22 w x 19 3/4 d	50
490 X-Large 23 w x 21 d	N/C	1300 Medium Tractor 22 1/2 w x 20 1/4 d	50
1900 Molded Tractor 21 w x 19 d	N/C	1500 Deep Tractor 24 1/4 w x 19 3/4 d	150

POPULAR OPTIONS

	LIST PRICE
■ #70P Extra thick, soft arm pad	15
■ #25F RFoam	75
■ #60L Air Lumbar	135
■ #65HR Articulating headrest	382

24/7 UPGRADE

	LIST PRICE
24/7 Upgrade includes	295
■ Seat Slider	
■ 28" Heavy base	
■ 70mm Heavy duty casters	
■ 9 Ply seat shell	
■ Dual Density Foam	

CARMEL 8200

STANDARD FEATURES

- Accommodates up to 300lbs
- Meets CAL 117-2013
- 27" nylon base
- 55mm dual hooded black casters
- Thoracic ridge
- Upholstered outback standard with black air knit fabric
- Standard seat height approx. range for model pictured (floor to top of seat): 19 1/4" to 22 3/4" (with 100mm cylinder)

back width
19"



seat width
20"

back height
25"



seat depth
19"



Model 8235

OPTIONS See pages 128-129 for additional options



01A Fold away arm with vertical and horizontal adjustment and standard 10 pad
199



08A 3 position pivot, vertically and horizontally adjustable arm with standard 10 pad
138



23A Forward angled vertically and horizontally adjustable arm with 10 pad
145



25A Vertical and horizontal adjustable "T" arm with standard 10 pad
120



37A 4-way, multifunction, vertical and horizontal adjustment w/pad. Pads cannot be changed.
163

8234 Task

MANAGERS HIGH BACK
Multi-function 04-control w/ seat slider

Arm	B	C (com)	D	E (col)	F	G	L
Armless	887	910	943	988	1049	1146	1336

8235 Task

MANAGERS HIGH BACK
Ratchet back, multi-function 05-control w/ seat slider

Arm	B	C (com)	D	E (col)	F	G	L
Armless	957	980	1013	1058	1119	1216	1406

8238 Task

MANAGERS HIGH BACK
Ratchet back, multi-function 08-control w/ built-in seat slider, knee tilt

Arm	B	C (com)	D	E (col)	F	G	L
Armless	1053	1076	1109	1154	1215	1312	1502

82314 Task

MANAGERS HIGH BACK
Advanced synchro tilt control w/ built-in seat slider, tilt lock and ratchet back

Arm	B	C (com)	D	E (col)	F	G	L
Armless	957	980	1013	1058	1119	1216	1406

NS823 Task

MANAGERS HIGH BACK
Ratchet back, enhanced task 07-control w/ seat slider

Arm	B	C (com)	D	E (col)	F	G	L
Armless	932	955	988	1033	1094	1191	1381

*24/7 Upgrade option available on 05, 14, and NS models.

SEAT SIZE OPTIONS

	LIST PRICE		LIST PRICE
480 Small 18 1/2 w x 17 1/2 d	N/C	1100 X-Small Tractor 19 3/4 w x 19 3/4 d	50
484 Large 21 w x 20 d	N/C	1200 Small Tractor 22 w x 19 3/4 d	50
490 X-Large 23 w x 21 d	N/C	1300 Medium Tractor 22 1/2 w x 20 1/4 d	50
1900 Molded Tractor 21 w x 19 d	N/C	1500 Deep Tractor 24 1/4 w x 19 3/4 d	150

POPULAR OPTIONS

	LIST PRICE
■ #70P Extra thick, soft arm pad	15
■ #25F RFoAM	75
■ #60L Air Lumbar	135
■ #70L Air Thoracic	135
■ #68L Air Lumbar & Thoracic	215
■ #65HR Articulating headrest	382

24/7 UPGRADE

	LIST PRICE
24/7 Upgrade includes	295
■ Seat Slider	
■ 28" Heavy base	
■ 70mm Heavy duty casters	
■ 9 Ply seat shell	
■ Dual Density Foam	

CARMEL 8200

STANDARD FEATURES

- Accommodates up to 300lbs
- Meets CAL 117-2013
- 28" nylon base
- 55mm dual hooded black casters
- Thoracic ridge
- Upholstered outback standard with black air knit fabric
- Standard seat height approx. range for model pictured (floor to top of seat): 19 1/4" to 22 3/4" (with 100mm cylinder)

back width
19 3/4"



seat width
21"

back height
32 1/2"

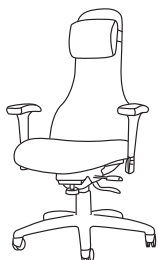


seat depth
20"



Model 8295

OPTIONS See pages 128-129 for additional options



8294 Task

EXECUTIVE HIGH BACK w/pillow, multi-function 04-control w/seat slider

Arm	B	C (com)	D	E (Col)	F	G	L
Armless	1138	1168	1207	1271	1353	1479	1697



01A Fold away arm with vertical and horizontal adjustment and standard 10 pad 199



08A 3 position pivot, vertically and horizontally adjustable arm with standard 10 pad 138



23A Forward angled vertically and horizontally adjustable arm with 10 pad 145



25A Vertical and horizontal adjustable "T" arm with standard 10 pad 120



37A 4-way, multifunction, vertical and horizontal adjustment w/pad. Pads cannot be changed. 163

8295 Task

EXECUTIVE HIGH BACK w/pillow, ratchet back, multi-function 05-control w/ seat slider

Arm	B	C (com)	D	E (Col)	F	G	L
Armless	1208	1238	1277	1341	1423	1549	1767

8298 Task

EXECUTIVE HIGH BACK w/pillow, ratchet back, multi-function 08-control w/ built-in seat slider, knee tilt

Arm	B	C (com)	D	E (Col)	F	G	L
Armless	1304	1334	1373	1437	1519	1645	1863

82914 Task

EXECUTIVE HIGH BACK w/pillow, advanced synchro tilt control w/ built-in seat slider, tilt lock and ratchet back

Arm	B	C (com)	D	E (Col)	F	G	L
Armless	1208	1238	1277	1341	1423	1549	1767

NS829 Task

EXECUTIVE HIGH BACK w/pillow, ratchet back, enhanced task 07-control w/ seat slider

Arm	B	C (com)	D	E (Col)	F	G	L
Armless	1183	1213	1252	1316	1398	1524	1742

*24/7 Upgrade option available on 05, 14, and NS models.

SEAT SIZE OPTIONS

	LIST PRICE		LIST PRICE
480 Small 18 1/2 w x 17 1/2 d	N/C	1100 X-Small Tractor 19 3/4 w x 19 3/4 d	50
482 Medium 20 w x 19 d	N/C	1200 Small Tractor 22 w x 19 3/4 d	50
490 X-Large 23 w x 21 d	N/C	1300 Medium Tractor 22 1/2 w x 20 1/4 d	50
1900 Molded Tractor 21 w x 19 d	N/C	1500 Deep Tractor 24 1/4 w x 19 3/4 d	150

POPULAR OPTIONS

	LIST PRICE
#70P Extra thick, soft arm pad	15
#25F RFoAM	75
#60L Air Lumbar	135
#70L Air Thoracic	135
#68L Air Lumbar & Thoracic	215

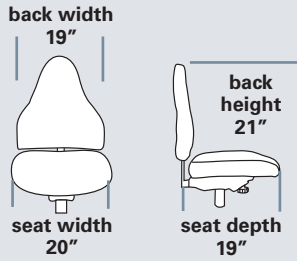
24/7 UPGRADE

	LIST PRICE
24/7 Upgrade includes	295
■ Seat Slider	
■ 28" Heavy base	
■ 70mm Heavy duty casters	
■ 9 Ply seat shell	
■ Dual Density Foam	

CARMEL 8200

STANDARD FEATURES

- Accommodates up to 300lbs
- Meets CAL 117-2013
- 27" nylon resin base
- 55mm dual hooded black casters
- Thoracic ridge
- Upholstered outback standard with black air knit fabric
- Adjustable height footring
- Standard seat height approx. range for model pictured: 25" to 32"



Model 82133-37200

OPTIONS See pages 128-129 for additional options

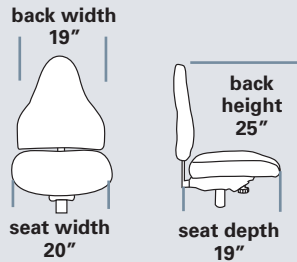
NOTE: please specify stool kit 37200 or 37270

8213-37200 Stool		Arm	B	C (com)	D	E (col)	F	G	L
MEDIUM BACK		Armless	956	979	1012	1057	1118	1215	1405
Tri-action 03-control									

82133-37200 Stool		Arm	B	C (com)	D	E (col)	F	G	L
MEDIUM BACK		Armless	1026	1049	1082	1127	1188	1285	1475
Ratchet back, tri-action 33-control									

STANDARD FEATURES

- Accommodates up to 300lbs
- Meets CAL 117-2013
- 27" nylon resin base
- 55mm dual hooded black casters
- Thoracic ridge
- Upholstered outback standard with black air knit fabric
- Adjustable height footring
- Standard seat height approx. range for model pictured: 25" to 32"



Model 82333-37200

OPTIONS See pages 128-129 for additional options

NOTE: please specify stool kit 37200 or 37270

8233-37200 Stool		Arm	B	C (com)	D	E (col)	F	G	L
MANAGERS HIGH BACK		Armless	1002	1025	1058	1103	1164	1261	1451
Tri-action 03-control									

82333-37200 Stool		Arm	B	C (com)	D	E (col)	F	G	L
MANAGERS HIGH BACK		Armless	1072	1095	1128	1173	1234	1331	1521
Ratchet back, tri-action 33-control									

SEAT SIZE OPTIONS

	LIST PRICE		LIST PRICE
480 Small 18 1/2 w x 17 1/2 d	N/C	1100 X-Small Tractor 19 3/4 w x 19 3/4 d	50
482 Medium 20 w x 19 d	N/C	1200 Small Tractor 22 w x 19 3/4 d	50
490 X-Large 23 w x 21 d	N/C	1300 Medium Tractor 22 1/2 w x 20 1/4 d	50
1900 Molded Tractor 21 w x 19 d	N/C	1500 Deep Tractor 24 1/4 w x 19 3/4 d	150

STOOLS POPULAR OPTIONS

- #70P Extra thick, soft arm pad **15**
- #33SS Seat Slider **50**
- #25F RFoAM **75**
- #60L Air Lumbar **135**
- #16B Foot ring base **N/C**
w/60mm no hood caster. Only available in 175mm or 200mm cylinder



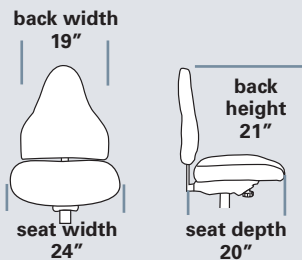
For 31" - 39" counter heights - request 200 mm cylinder

For 34" - 44" counter heights - request 270 mm cylinder

CARMEL 8200

STANDARD FEATURES

- Accommodates up to 400lbs
- Meets CAL 117-2013
- 28" black nylon reinforced base
- 70mm heavy-duty casters
- Thoracic ridge
- Upholstered outback standard with black air knit fabric
- Extended back bar
- Standard seat height approx. range for model pictured (floor to top of seat): 18 1/2" to 22" (with 100mm cylinder)



Model BT81

OPTIONS See pages 128-129 for additional options

Not available: 04, 08, 09, 18, 23, 24 & 37 Arms; 33 Seat Slider

BT81 Task

MEDIUM BACK
Ratchet back, enhanced task 07-control

Arm	B	C (com)	D	E (col)	F	G	L
Armless	1101	1124	1157	1202	1263	1360	1550

BT82 Task

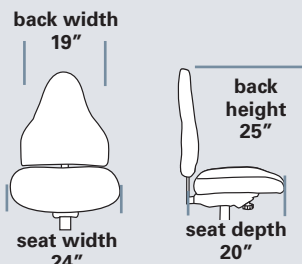
MEDIUM BACK
Ratchet back with heavy duty, multi-function infinite tilt lock 50-control w/ longer, easy-access cylinder paddle

Arm	B	C (com)	D	E (col)	F	G	L
Armless	1126	1149	1182	1227	1288	1385	1575



STANDARD FEATURES

- Accommodates up to 400lbs
- Meets CAL 117-2013
- 28" black nylon reinforced base
- 70mm heavy-duty casters
- Thoracic ridge
- Upholstered outback standard with black air knit fabric
- Extended back bar
- Standard seat height approx. range for model pictured (floor to top of seat): 18 1/2" to 22" (with 100mm cylinder)



Model BT83

OPTIONS See pages 128-129 for additional options

Not available: 04, 08, 09, 18, 23, 24 & 37 Arms; 33SeatSlider

BT83 Task

MANAGERS HIGH BACK
Enhanced ratchet back swivel tilter 07-control

Arm	B	C (com)	D	E (col)	F	G	L
Armless	1147	1170	1203	1248	1309	1406	1596

BT84 Task

MANAGERS HIGH BACK
Ratchet back with heavy duty, multi-function infinite tilt lock 50-control w/ longer, easy-access cylinder paddle

Arm	B	C (com)	D	E (col)	F	G	L
Armless	1172	1195	1228	1273	1334	1431	1621



SEAT SIZE OPTIONS

	LIST PRICE
2021 X-Small 24 w x 18 d	N/C
2022 Small 24 w x 19 d	N/C
2024 Large 24 w x 21 d	N/C

BT POPULAR OPTIONS

	LIST PRICE
■ #70P Extra thick, soft arm pad	15
■ #25F RFoAM	75
■ #60L Air Lumbar	135
■ #65HR Articulating Headrest	382
■ 24/7 Upgrade	350