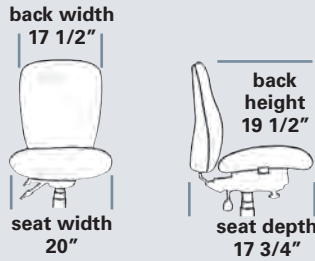


# RAINIER 3600

## STANDARD FEATURES

- Accommodates up to 300lbs
- Meets CAL 117-2013
- 27" nylon base
- 55 mm dual hooded black casters
- Thoracic and lumbar support
- Ratchet back
- Protective durable plastic outback
- Standard seat height approx. range for model pictured (floor to top of seat): 19 1/4" to 22 3/4" (with 100mm cylinder)



Model R2

**OPTIONS** See pages 128-129 for additional options



No multi-shift options, no 65 headrest or Bariatric models



**01A** Fold away arm with vertical and horizontal adjustment and standard 10 pad **199**



**08A** 3 position pivot, vertically and horizontally adjustable arm with standard 10 pad **128**



**23A** Forward angled vertically and horizontally adjustable arm with 10 pad **125**



**37A** 4-way, multifunction, vertical and horizontal adjustment w/pad. Pads cannot be changed. **153**

### R2 Task

**MEDIUM BACK** Multi-function 05 control, ratchet back, seat slider  
Standard arm is 25A

Arm	B	C (com)	D	E (col)	F	G	L
Standard	712	767	800	844	900	983	1204
Armless	629	684	717	761	817	900	1121

### R2-8 Task

**MEDIUM BACK**  
Ratchet back, multi-function 08-control w/seat slider, knee tilt  
Standard arm is 25A

Arm	B	C (com)	D	E (col)	F	G	L
Standard	808	863	896	940	996	1079	1300
Armless	725	780	813	857	913	996	1217

### R2-14 Task

**MEDIUM BACK**  
Advanced synchro tilt control w/ built-in seat slider, tilt lock and ratchet back  
Standard arm is 25A

Arm	B	C (com)	D	E (col)	F	G	L
Standard	712	767	800	844	900	983	1204
Armless	629	684	717	761	817	900	1121

### NSR2 Task

**MEDIUM BACK**  
Enhanced task 07-control and ratchet back w/seat slider  
Standard arm is 25A

Arm	B	C (com)	D	E (col)	F	G	L
Standard	6687	742	775	819	875	958	1179
Armless	604	659	692	736	792	875	1096

## SEAT SIZE OPTIONS

	LIST PRICE
<b>420</b> Small 18 1/2 w x 17 d	N/C
<b>423</b> Medium 20 1/4 w x 19 d	N/C
<b>429</b> Large 21 w x 19 1/2 d	N/C

## POPULAR OPTIONS

- #70P Extra thick, soft arm pad **15**
- #25F RFoAM **75**
- #60L Air Lumbar **135**
- #14BB Extended back bar **46**

Available without seat slider for a -27 list decrease

# RAINIER 3600

## STANDARD FEATURES

- Accommodates up to 300lbs
- Meets CAL 117-2013
- 27" nylon base
- 55 mm dual hooded black casters
- Thoracic and lumbar support
- Ratchet back
- Protective durable plastic outback
- Standard seat height approx. range for model pictured (floor to top of seat): 19 1/4" to 22 3/4" (with 100mm cylinder)

back width  
19 1/2"  
seat width  
20 1/4"

back height  
25"  
seat depth  
19"



Model R4

**OPTIONS** See pages 128-129 for additional options



No multi-shift options or Bariatric models



**01A** Fold away arm with vertical and horizontal adjustment and standard 10 pad  
**199**



**08A** 3 position pivot, vertically and horizontally adjustable arm with standard 10 pad  
**128**



**23A** Forward angled vertically and horizontally adjustable arm with 10 pad  
**125**



**37A** 4-way, multifunction, vertical and horizontal adjustment w/pad. Pads cannot be changed.  
**153**

### R4 Task

**MANAGERS HIGH BACK**  
Multi-function, ratchet back, seat slider  
Standard arm is 25A

Arm	B	C (com)	D	E (col)	F	G	L
Standard	770	825	858	902	958	1041	1262
Armless	687	742	775	819	875	958	1179

### R4-8 Task

**MANAGERS HIGH BACK**  
Ratchet back, multi-function 08-control w/seat slider, knee tilt  
Standard arm is 25A

Arm	B	C (com)	D	E (col)	F	G	L
Standard	866	921	954	998	1054	1137	1358
Armless	783	838	871	915	971	1054	1275

### R4-14 Task

**MANAGERS HIGH BACK**  
Advanced synchro tilt control w/ built-in seat slider, tilt lock and ratchet back  
Standard arm is 25A

Arm	B	C (com)	D	E (col)	F	G	L
Standard	770	825	858	902	958	1041	1262
Armless	687	742	775	819	875	958	1179

### NSR4 Task

**MANAGERS HIGH BACK**  
Enhanced task 07-control and ratchet back w/seat slider  
Standard arm is 25A

Arm	B	C (com)	D	E (col)	F	G	L
Standard	745	800	833	877	933	1016	1237
Armless	662	717	750	794	850	933	1154

SEAT SIZE OPTIONS	LIST PRICE
420 X-Small 18 1/2 w x 17 d	N/C
422 Small 20 w x 17 3/4 d	N/C
429 Large 21 w x 19 1/2 d	N/C

## POPULAR OPTIONS

- #70P Extra thick, soft arm pad **15**
- #25F RFoaM **75**
- #60L Air Lumbar **135**
- #70L Air Thoracic **135**
- #68L Air Lumbar & Thoracic **215**
- #65HR Articulating headrest **382**
- #14BB Extended back bar **46**

Available without seat slider for a -27 list decrease

# RAINIER 3600

## STANDARD FEATURES

- Accommodates up to 300lbs
- Meets CAL 117-2013
- 27" nylon base
- 55 mm dual hooded black casters
- 1900 comfort foam molded tractor seat
- Thoracic and lumbar support
- Ratchet back
- Protective durable plastic outback
- Standard seat height approx. range for model pictured (floor to top of seat): 19" to 22 1/2" (with 100mm cylinder)

back width  
17 1/2"



seat width  
21"



back height  
19 1/2"

seat depth  
19"



Model R6

**OPTIONS** See pages 128-129 for additional options



No multi-shift options, no 65 headrest or Bariatric models



**01A** Fold away arm with vertical and horizontal adjustment and standard 10 pad  
**199**



**08A** 3 position pivot, vertically and horizontally adjustable arm with standard 10 pad  
**128**



**23A** Forward angled vertically and horizontally adjustable arm with 10 pad  
**125**



**37A** 4-way, multifunction, vertical and horizontal adjustment w/pad. Pads cannot be changed.  
**153**

### R6 Task

**MEDIUM BACK**  
Multi-function, ratchet back, seat slider  
Standard arm is 25A

Arm	B	C (com)	D	E (col)	F	G	L
Standard	712	767	800	844	900	983	1204
Armless	629	684	717	761	817	900	1121

### R6-8 Task

**MEDIUM BACK**  
Ratchet back, multi-function 08-control w/seat slider, knee tilt  
Standard arm is 25A

Arm	B	C (com)	D	E (col)	F	G	L
Standard	808	863	896	940	996	1079	1300
Armless	725	780	813	857	913	996	1217

### R6-14 Task

**MEDIUM BACK**  
Advanced synchro tilt control w/ built-in seat slider, tilt lock and ratchet back  
Standard arm is 25A

Arm	B	C (com)	D	E (col)	F	G	L
Standard	712	767	800	844	900	983	1204
Armless	629	684	717	761	817	900	1121

### NSR6 Task

**MEDIUM BACK**  
Enhanced task 07-control and ratchet back w/seat slider  
Standard arm is 25A

Arm	B	C (com)	D	E (col)	F	G	L
Standard	687	742	775	819	875	958	1179
Armless	604	659	692	736	792	875	1096

## SEAT SIZE OPTIONS

	LIST PRICE
<b>1100</b> X-Small Tractor 19 3/4 w x 19 3/4 d	<b>50</b>
<b>1200</b> Small Tractor 22 w x 19 3/4 d	<b>50</b>
<b>1300</b> Medium Tractor 22 1/2 w x 20 1/4 d	<b>50</b>
<b>1500</b> Deep Tractor 24 1/4 w x 19 3/4 d	<b>150</b>

## POPULAR OPTIONS

- #70P Extra thick, soft arm pad **15**
- #25F RFoam **75**
- #60L Air Lumbar **135**
- #14BB Extended back bar **46**

Available without seat slider for a -27 list decrease

# RAINIER 3600

## STANDARD FEATURES

- Accommodates up to 300lbs
- Meets CAL 117-2013
- 27" nylon base
- 55 mm dual hooded black casters
- 1900 comfort foam molded tractor seat
- Thoracic and lumbar support
- Ratchet back
- Protective durable plastic outback
- Standard seat height approx. range for model pictured (floor to top of seat): 19" to 22 1/2" (with 100mm cylinder)

back width

19 1/2"



seat width  
21"



back height  
25"  
seat depth  
19"



Model R8

**OPTIONS** See pages 128-129 for additional options



No multi-shift options or Bariatric models



**01A** Fold away arm with vertical and horizontal adjustment and standard 10 pad  
**199**



**08A** 3 position pivot, vertically and horizontally adjustable arm with standard 10 pad  
**128**



**23A** Forward angled vertically and horizontally adjustable arm with 10 pad  
**125**



**37A** 4-way, multifunction, vertical and horizontal adjustment w/pad. Pads cannot be changed.  
**153**

### R8 Task

#### MANAGERS HIGH BACK

Multi-function, ratchet back, seat slider, vertical and horizontal "T" arm

Standard arm is 25A

	Arm	B	C (com)	D	E (col)	F	G	L
Standard	770	825	858	902	958	1041	1262	
Armless	687	742	775	819	875	958	1179	

### R8-8 Task

#### MANAGERS HIGH BACK

Ratchet back, multi-function 08-control w/seat slider, knee tilt

Standard arm is 25A

	Arm	B	C (com)	D	E (col)	F	G	L
Standard	866	921	954	998	1054	1137	1358	
Armless	783	838	871	915	971	1054	1275	

### R8-14 Task

#### MANAGERS HIGH BACK

Advanced synchro tilt control w/ built-in seat slider, tilt lock and ratchet back

Standard arm is 25A

	Arm	B	C (com)	D	E (col)	F	G	L
Standard	770	825	858	902	958	1041	1262	
Armless	687	742	775	819	875	958	1179	

### NSR8 Task

#### MANAGERS HIGH BACK

Enhanced task 07-control and ratchet back w/seat slider

Standard arm is 25A

	Arm	B	C (com)	D	E (col)	F	G	L
Standard	745	800	833	877	933	1016	1237	
Armless	662	717	750	794	850	933	1154	

## SEAT SIZE OPTIONS

### LIST PRICE

<b>1100</b> X-Small Tractor 19 3/4 w x 19 3/4 d	<b>50</b>
<b>1200</b> Small Tractor 22 w x 19 3/4 d	<b>50</b>
<b>1300</b> Medium Tractor 22 1/2 w x 20 1/4 d	<b>50</b>
<b>1500</b> Deep Tractor 24 1/4 w x 19 3/4 d	<b>150</b>

## POPULAR OPTIONS

- #70P Extra thick, soft arm pad **15**
- #25F RFoaM **75**
- #60L Air Lumbar **135**
- #70L Air Thoracic **135**
- #68L Air Lumbar & Thoracic **215**
- #65HR Articulating headrest **382**
- #14BB Extended back bar **46**

Available without seat slider for a -27 list decrease

# RAINIER 3600

## STANDARD FEATURES

- Accommodates up to 300lbs
- Meets CAL 117-2013
- 27" nylon base
- 55 mm dual hooded black casters
- Thoracic and lumbar support
- Ratchet back
- Protective durable plastic outback
- Adjustable height footring
- Standard seat height approx. range for model pictured (floor to top of seat): 25 1/4" to 32 1/4" (with 200mm cylinder)



Model R1-33

**OPTIONS** See pages 128-129 for additional options (including arms)

**Note: please specify stool kit 37200 or 37270**

*No multi-shift options, no 65 headrest or Bariatric models*



### R1-33-37200 Stool

Vertical & horizontal adjustable "T" arm w/button and ratchet back

Standard arm is 25A

	Arm	B	C (com)	D	E (col)	F	G	L
Standard	817	872	905	949	1005	1088	1309	
Armless	734	789	822	866	922	1005	1226	

## STANDARD FEATURES

- Accommodates up to 300lbs
- Meets CAL 117-2013
- 27" nylon base
- 55 mm dual hooded black casters
- Thoracic and lumbar support
- Ratchet back
- Protective durable plastic outback
- Adjustable height footring
- Standard seat height approx. range for model pictured (floor to top of seat): 25 1/4" to 32 1/4" (with 200mm cylinder)



Model R3-33

**OPTIONS** See pages 128-129 for additional options (including arms)

**Note: please specify stool kit 37200 or 37270**

*No multi-shift options, no 65 headrest or Bariatric models*



### R3-33-37200 Stool

Vertical & horizontal adjustable "T" arm w/button and ratchet back

Standard arm is 25A

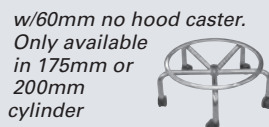
	Arm	B	C (com)	D	E (col)	F	G	L
Standard	875	930	963	1007	1063	1146	1367	
Armless	792	847	880	924	980	1063	1284	

SEAT SIZE OPTIONS	LIST PRICE
<b>420</b> X-Small 18 1/2 w x 17 d	N/C
<b>422</b> Small 20 w x 17 3/4 d	N/C
<b>423</b> Medium 20 1/4 w x 19 d	N/C
<b>429</b> Large 21 w x 19 1/2 d	N/C

STOOLS POPULAR OPTIONS	
■ #70P Extra thick, soft arm pad	15
■ #33SS Seat Slider	50
■ #25F RFoaM	75
■ #60L Air Lumbar	135
■ #16B Foot ring base	N/C
■ #14BB Extended back bar	46

*For 31" - 39" counter heights - request 200 mm cylinder*

*For 34" - 44" counter heights - request 270 mm cylinder*



# SPECIALTY OPTIONS

## Logo Options

### 63 Custom Logo Embroidery

Want to make a memorable statement about your organization? RFM offers customized logo embroidery—a unique way to reinforce the branding of your company. The RFM Custom embroidered logo program is available on select models of our chairs including the Trademark 2500 series and the Tuxedo 4500 series.

All Custom Logo orders require the following information:

- Digital image emailed to: mreischman@rfmseating.com with customer PO number.
- Accepted file formats are jpeg, eps, tiff, psd, embroidery file formats.
- Logo size.

- Thread color(s) to be embroidered (PMS color is preferred).
- Chair fabric name and color.



### STANDARD FEATURES Logo

Size:  
3.5" x 3.5"  
Stitch Count: 5000

Colors: 3 or less

### LEAD-TIME

Custom logo chair orders require additional lead-time to produce. Questions? – For all orders, please call Marlene Reischman at 800 447-5542 x 18 for pricing and delivery information.

## SPECIALTY OPTIONS

### Coccyx cut-out seat options



**35TB** Tail-bone cut-out (not available on all seats) 130

### Foot rings

**37FR** Adjustable height footring 105

**16FR** Footring base w/60mm no hood caster (only available with 175mm and 200mm cylinder) 105



### Beading

**58** Beading on Protask Series back in Vinyl 50

### Back bars

**41BB** Shorter Back Bar (Specify Length) 35

**14BB** Longer Back Bar (4" longer) 22

### Spacer options

**29SP** Arm width reduction (1" total) Not available on 37A 40

**98SP** Arm height reduction (1" total) 40

**99SP** Arm height riser (1" total) 52

### Headrest options

**65HR** Articulating headrest 382

### Custom seat options

Cutting down seat width or depth 71










Arm relocation 71




# STANDARD OPTIONS

Please call Customer Service at 800-447-5542 for off the chair pricing.

## Straight arm options



	<b>01A</b> Fold away arm with vertical and horizontal adjustment and standard 10 pad	<b>199</b>
	<b>04A</b> Swing arm with vertical and horizontal adjustment and standard 10 pad	<b>295</b>
	<b>08A</b> 3 position pivot, vertically and horizontally adjustable arm with standard 10 pad	<b>128</b>
	<b>12A</b> Vertical and horizontal adjustable "T" arm with knob and standard 10 pad	<b>139</b>
	<b>18A</b> 360 degree pivot, vertically and horizontally adjustable arm with standard 10 pad	<b>147</b>
	<b>23A</b> Forward angled vertically and horizontally adjustable arm with 10 pad	<b>125</b>
	<b>24A</b> Chrome forward angled vertically and horizontally adjustable arm with 10 pad	<b>156</b>
	<b>25A</b> Vertical and horizontal adjustable "T" arm with standard 10 pad	<b>110</b>
	<b>37A</b> 4-way, multifunction, vertical and horizontal adjustment w/pad. Pads cannot be changed.	<b>153</b>

## Arm pad options & accessories


	<b>10P</b> Standard Fuse pad	<b>N/C</b>
	<b>22P</b> 3/4" low profile soft pad	<b>95</b>
	<b>44P</b> 2" high soft pad	<b>95</b>
	<b>45P</b> 2" high soft flame retardant kidney shaped pad with beading	<b>95</b>
	<b>46P</b> D-shape pad	<b>80</b>
	<b>66P</b> 2" Footprint UPH pad	<b>95</b>
	<b>70P</b> Extra thick, soft urethane pad	<b>15</b>
	<b>77P</b> Soft Gel Pad	<b>95</b>
	<b>78P</b> Extra soft eclipse pad	<b>N/C</b>
	<b>80P</b> Diamond textured, durable soft-touch urethane pad	<b>N/C</b>

22P, 44P, 45P, & 46P are standard in black leather. If specified, they can match chair fabric at no additional cost.


## Loop arm options

	<b>03A</b> Loop arm with vertical and horizontal adjustment	<b>225</b>
	<b>09A</b> Reverse C (non-adjustable)	<b>150</b>
	<b>30A</b> Polished aluminum arms (not available on all models)	<b>220</b>

## Bases

	<b>15B</b> Polished aluminum base with 60mm chrome casters	<b>65</b>
	<b>18B</b> Low profile base (not available w/65 or 70 mm cylinder)	<b>52</b>
	<b>22B</b> Polished aluminum high hub base with 60mm casters	<b>65</b>
	<b>27B</b> Nylon Reinforced 28" Base - Black finish	<b>72</b>
	<b>28B</b> Aluminum Reinforced 28" Base - Black finish	<b>85</b>

## Casters

	<b>20C</b> Hardfloor reverse braking casters (brakes when seated)	<b>85</b>
	<b>21C</b> Braking casters (brake when seat is empty)	<b>30</b>
	<b>30C</b> Hard floor casters	<b>28</b>
	<b>31C</b> Hard floor braking casters	<b>56</b>
	<b>32C</b> Glides	<b>28</b>
	<b>911C</b> 70 mm Heavy Duty Casters	<b>45</b>

## Cylinders

For specific measurements, please see pages 125-126


	65mm	<b>N/C</b>
	70mm	<b>N/C</b>
	100mm	<b>N/C</b>
	140mm	<b>N/C</b>
	175mm	<b>40</b>
	200mm	<b>40</b>
	270mm	<b>40</b>

## Seat foam options


Not available on the 1900 seat.

<b>25F</b> RFoAM (memory foam)	<b>75</b>
<b>26F</b> Dual density foam	<b>44</b>
<b>88F</b> Flat seat foam	<b>40</b>
<b>89F</b> Pommel foam	<b>100</b>

## Seat slider

	<b>33SS</b> Seat slider 2" travel	<b>50</b>
---	-----------------------------------	-----------

## Lumbar options

	<b>59L</b> Comfort cut out	<b>80</b>
	<b>60L</b> Air lumbar	<b>135</b>
	<b>61L</b> Extra firm lumbar	<b>25</b>
	<b>64L</b> Thoracic Ridge	<b>75</b>
	<b>70L</b> AirThoracic	<b>135</b>
	<b>68L</b> Air Lumbar and Air Thoracic	<b>215</b>

(70L and 68L not available on all models - 64L not available on medium backs)

Effective date: March 1st, 2021