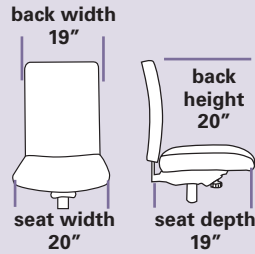


PHOENIX 2400

STANDARD FEATURES

- Accommodates up to 300lbs
- Meets CAL 117-2013
- 27" high hub base
- 60 mm dual casters
- Top stitch sewn fabric on seat and back
- Standard seat height approx. range for model pictured (floor to top of seat): 18 1/2" to 21 3/4" (with 1101 cylinder)



Model 24114-22B

OPTIONS See pages 121-122 for additional options



01A Fold away arm with vertical and horizontal adjustment and standard 10 pad **199**



08A 3 position pivot, vertically and horizontally adjustable arm with standard 10 pad **128**



23A Forward angled vertically and horizontally adjustable arm with 10 pad **125**



25A Vertical and horizontal adjustable "T" arm with standard 10 pad **110**



37A 4-way, multifunction, vertical and horizontal adjustment w/pad. Pads cannot be changed. **153**

2415 Task

MEDIUM BACK

Ratchet back, multi-function 05-control w/seat slider

Arm	B	C (com)	D	E (col)	F	G	L
Armless	744	767	800	845	906	1003	1193

2418 Task

MEDIUM BACK

Ratchet back, multi-function 08-control w/seat slider, knee tilt

Arm	B	C (com)	D	E (col)	F	G	L
Armless	840	863	896	941	1002	1099	1289

24114 Task

MEDIUM BACK

Advanced synchro tilt control w/ built-in seat slider, tilt lock and ratchet back

Arm	B	C (com)	D	E (col)	F	G	L
Armless	744	767	800	845	906	1003	1193

NS241 Task

MEDIUM BACK

Enhanced task 07-control and ratchet back w/seat slider

Arm	B	C (com)	D	E (col)	F	G	L
Armless	719	742	775	820	881	978	1168

*24/7 Upgrade option available on 05 control and NS models ONLY.

SEAT SIZE OPTIONS	LIST PRICE
241 Small 18 1/2 w x 18 d	N/C
242 Small 20 w x 18 d	N/C
245 Large 21 1/2 w x 20 d	N/C

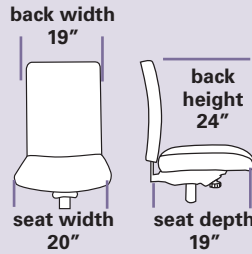
POPULAR OPTIONS	PRICE
■ #70P Extra thick, soft arm pad	15
■ #25F RFoam	75
■ #60L Air Lumbar	135
■ #65HR Articulating headrest	382

24/7 UPGRADE	PRICE
24/7 Upgrade includes	295
■ Seat Slider	
■ 28" Heavy base	
■ 70mm Heavy duty casters	
■ 9 Ply seat shell	
■ Dual Density Foam	

PHOENIX 2400

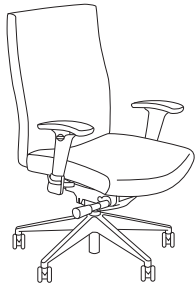
STANDARD FEATURES

- Accommodates up to 300lbs
- Meets CAL 117-2013
- 27" high hub base
- 60 mm dual casters
- Top stitch sewn fabric on seat and back
- Standard seat height approx. range for model pictured (floor to top of seat): 18 1/2" to 21 3/4" (with 1101 cylinder)



Model 24314-22B

OPTIONS See pages 121-122 for additional options



01A Fold away arm with vertical and horizontal adjustment and standard 10 pad
199



08A 3 position pivot, vertically and horizontally adjustable arm with standard 10 pad
128



23A Forward angled vertically and horizontally adjustable arm with 10 pad
125



25A Vertical and horizontal adjustable "T" arm with standard 10 pad
110



37A 4-way, multifunction, vertical and horizontal adjustment w/pad. Pads cannot be changed.
153

2435 Task

MANAGERS HIGH BACK
Ratchet back, multi-function 05-control w/seat slider

Arm	B	C (com)	D	E (col)	F	G	L
Armless	767	790	823	868	929	1026	1216

2438 Task

MANAGERS HIGH BACK
Ratchet back, multi-function 08-control w/seat slider, knee tilt

Arm	B	C (com)	D	E (col)	F	G	L
Armless	863	886	919	964	1025	1122	1312

24314 Task

MANAGERS HIGH BACK
Advanced synchro tilt control w/ built-in seat slider, tilt lock and ratchet back

Arm	B	C (com)	D	E (col)	F	G	L
Armless	767	790	823	868	929	1026	1216

NS243 Task

MANAGERS HIGH BACK
Enhanced task 07-control and ratchet back w/seat slider

Arm	B	C (com)	D	E (col)	F	G	L
Armless	742	765	798	843	904	1001	1191

*24/7 Upgrade option available on 05 control and NS models ONLY.

SEAT SIZE OPTIONS	LIST PRICE
241 Small 18 1/2 w x 18 d	N/C
242 Small 20 w x 18 d	N/C
245 Large 21 1/2 w x 20 d	N/C

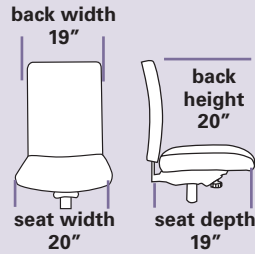
POPULAR OPTIONS	PRICE
■ #70P Extra thick, soft arm pad	15
■ #25F RFoam	75
■ #60L Air Lumbar	135
■ #65HR Articulating headrest	382

24/7 UPGRADE	PRICE
24/7 Upgrade includes	295
■ Seat Slider	
■ 28" Heavy base	
■ 70mm Heavy duty casters	
■ 9 Ply seat shell	
■ Dual Density Foam	

PHOENIX 2400

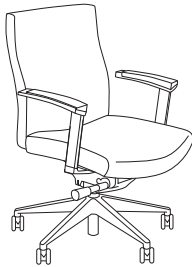
STANDARD FEATURES

- Accommodates up to 300lbs
- Meets CAL 117-2013
- 27" high hub base
- 60 mm dual casters
- Top stitch sewn fabric on seat and back
- Standard seat height approx. range for model pictured (floor to top of seat): 19" to 22 1/2" (with 100mm cylinder)



Model 241CH

OPTIONS No options or substitutions are available



241 Conference

MEDIUM BACK

Swivel tilt 07-control with 09A reverse "C" arm

Arm	B	C (com)	D	E (col)	F	G	L
09A	744	767	800	845	906	1003	1193



241CH Conference

MEDIUM BACK

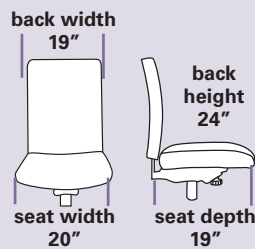
Swivel tilt 07-control with polished aluminum arms and base

Arm	B	C (com)	D	E (col)	F	G	L
30A	837	860	893	938	999	1096	1286



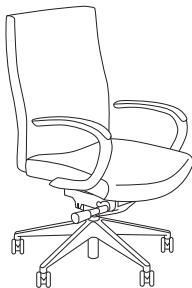
STANDARD FEATURES

- Accommodates up to 300lbs
- Meets CAL 117-2013
- 27" high hub base
- 60 mm dual casters
- Top stitch sewn fabric on seat and back
- Standard seat height approx. range for model pictured (floor to top of seat): 19" to 22 1/2" (with 100mm cylinder)



Model 243

OPTIONS No options or substitutions are available



243 Conference

MANAGERS HIGH BACK

Swivel tilt 07-control with 09A reverse "C" arm

Arm	B	C (com)	D	E (col)	F	G	L
09A	767	790	823	868	929	1026	1216



243CH Conference

MANAGERS HIGH BACK

Swivel tilt 07-control with polished aluminum arms and base

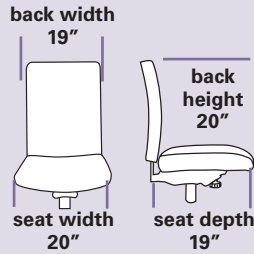
Arm	B	C (com)	D	E (col)	F	G	L
30A	860	883	916	961	1022	1119	1309



PHOENIX 2400

STANDARD FEATURES

- Accommodates up to 300lbs
- Meets CAL 117-2013
- 27" high hub base
- 60 mm dual casters
- Top stitch sewn fabric on seat and back
- Adjustable height footring
- Standard seat height approx. range for model pictured (floor to top of seat): 28" to 35" (with 200mm cylinder)



Model 24133

OPTIONS See pages 121-122 for additional options

Note: please specify stool kit 37200 or 37270



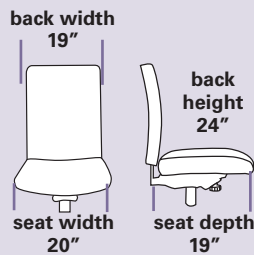
24133-37200 Stool

MEDIUM BACK
Ratchet back, tri-action 33-control

Arm	B	C (com)	D	E (col)	F	G	L
Armless	849	872	905	950	1011	1108	1298

STANDARD FEATURES

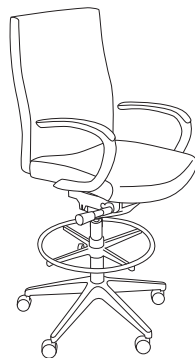
- Accommodates up to 300lbs
- Meets CAL 117-2013
- 27" high hub base
- 60 mm dual casters
- Top stitch sewn fabric on seat and back
- Adjustable height footring
- Standard seat height approx. range for model pictured (floor to top of seat): 28" to 35" (with 200mm cylinder)



Model 24333

OPTIONS See pages 121-122 for additional options

Note: please specify stool kit 37200 or 37270




24333-37200 Stool

MANAGERS HIGH BACK
Ratchet back, tri-action 33-control

Arm	B	C (com)	D	E (col)	F	G	L
Armless	872	895	928	973	1034	1131	1321

SEAT SIZE OPTIONS	LIST PRICE
241 Small 18 1/2 w x 18 d	N/C
242 Small 20 w x 18 d	N/C
245 Large 21 1/2 w x 20 d	N/C

- ### STOOLS POPULAR OPTIONS
- #70P Extra thick, soft arm pad **15**
 - #33SS Seat Slider **50**
 - #25F RFoaM **75**
 - #60L Air Lumbar **135**
 - #16B Foot ring base **N/C**
w/60mm no hood caster.
Only available in 175mm or 200mm cylinder



For 31" - 39" counter heights - request 200 mm cylinder

For 34" - 44" counter heights - request 270 mm cylinder