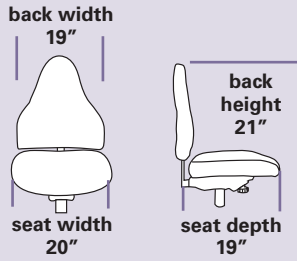


CARMEL 8200

STANDARD FEATURES

- Accommodates up to 300lbs
- Meets CAL 117-2013
- 27" nylon base
- 55mm dual hooded black casters
- Thoracic ridge
- Upholstered outback standard with black air knit fabric
- Standard seat height approx. range for model pictured (floor to top of seat): 19 1/4" to 22 3/4" (with 100mm cylinder)



Model 8215

OPTIONS See pages 121-122 for additional options



8214 Task

MEDIUM BACK

Multi-function 04-control, w/seat slider

Arm	B	C (com)	D	E (col)	F	G	L
Armless	788	811	844	889	950	1047	1237

8215 Task

MEDIUM BACK

Ratchet back, multi-function 05-control w/seat slider

Arm	B	C (com)	D	E (col)	F	G	L
Armless	868	891	924	969	1030	1127	1317

8218 Task

MEDIUM BACK

Ratchet back, multi-function 08-control w/seat slider, knee tilt

Arm	B	C (com)	D	E (col)	F	G	L
Armless	964	987	1020	1065	1126	1223	1413

82114 Task

MEDIUM BACK

Advanced synchro tilt control w/ built-in seat slider, tilt lock and ratchet back

Arm	B	C (com)	D	E (col)	F	G	L
Armless	868	891	924	969	1030	1127	1317

NS821 Task

MEDIUM BACK

Ratchet back, enhanced task 07-control w/ seat slider

Arm	B	C (com)	D	E (col)	F	G	L
Armless	843	866	899	944	1005	1102	1292



01A Fold away arm with vertical and horizontal adjustment and standard 10 pad
199



08A 3 position pivot, vertically and horizontally adjustable arm with standard 10 pad
128



23A Forward angled vertically and horizontally adjustable arm with 10 pad
125



25A Vertical and horizontal adjustable "T" arm with standard 10 pad
110



37A 4-way, multifunction, vertical and horizontal adjustment w/pad. Pads cannot be changed.
153

*24/7 Upgrade option available on 05 control and NS models ONLY.

SEAT SIZE OPTIONS

	LIST PRICE		LIST PRICE
480 Small 18 1/2 w x 17 1/2 d	N/C	1200 Small Tractor 22 w x 19 3/4 d	50
484 Large 21 w x 20 d	N/C	1300 Medium Tractor 22 1/2 w x 20 1/4 d	50
490 X-Large 23 w x 21 d	N/C	1500 Deep Tractor 24 1/4 w x 19 3/4 d	150
1100 X-Small Tractor 19 3/4 w x 19 3/4 d	50	1900 Tractor 21 w x 19 d	N/C

POPULAR OPTIONS

- #70P Extra thick, soft arm pad **15**
- #25F RFoam **75**
- #60L Air Lumbar **135**
- #65HR Articulating headrest **382**

24/7 UPGRADE


- 24/7 Upgrade includes 295**
- Seat Slider
 - 28" Heavy base
 - 70mm Heavy duty casters
 - 9 Ply seat shell
 - Dual Density Foam

CARMEL 8200

STANDARD FEATURES

- Accommodates up to 300lbs
- Meets CAL 117-2013
- 27" nylon base
- 55mm dual hooded black casters
- Thoracic ridge
- Upholstered outback standard with black air knit fabric
- Standard seat height approx. range for model pictured (floor to top of seat): 19 1/4" to 22 3/4" (with 100mm cylinder)

back width
19"



seat width
20"

back height
25"



seat depth
19"



Model 8235

OPTIONS See pages 121-122 for additional options



01A Fold away arm with vertical and horizontal adjustment and standard 10 pad
199



08A 3 position pivot, vertically and horizontally adjustable arm with standard 10 pad
128



23A Forward angled vertically and horizontally adjustable arm with 10 pad
125



25A Vertical and horizontal adjustable "T" arm with standard 10 pad
110



37A 4-way, multifunction, vertical and horizontal adjustment w/pad. Pads cannot be changed.
153

8234 Task

MANAGERS HIGH BACK

Multi-function 04-control w/seat slider

Arm	B	C (com)	D	E (col)	F	G	L
Armless	832	855	888	933	994	1091	1281

8235 Task

MANAGERS HIGH BACK

Ratchet back, multi-function 05-control w/seat slider

Arm	B	C (com)	D	E (col)	F	G	L
Armless	912	935	968	1013	1074	1171	1361

8238 Task

MANAGERS HIGH BACK

Ratchet back, multi-function 08-control w/seat slider, knee tilt

Arm	B	C (com)	D	E (col)	F	G	L
Armless	1008	1031	1064	1109	1170	1267	1457

82314 Task

MANAGERS HIGH BACK

Advanced synchro tilt control w/ built-in seat slider, tilt lock and ratchet back

Arm	B	C (com)	D	E (col)	F	G	L
Armless	912	935	968	1013	1074	1171	1361

NS823 Task

MANAGERS HIGH BACK

Enhanced task 07-control w/ seat slider and ratchet back

Arm	B	C (com)	D	E (col)	F	G	L
Armless	887	910	943	988	1049	1146	1336

*24/7 Upgrade option available on 05 control and NS models ONLY.

SEAT SIZE OPTIONS

	LIST PRICE		LIST PRICE
480 Small 18 1/2 w x 17 1/2 d	N/C	1200 Small Tractor 22 w x 19 3/4 d	50
484 Large 21 w x 20 d	N/C	1300 Medium Tractor 22 1/2 w x 20 1/4 d	50
490 X-Large 23 w x 21 d	N/C	1500 Deep Tractor 24 1/4 w x 19 3/4 d	150
1100 X-Small Tractor 19 3/4 w x 19 3/4 d	50	1900 Tractor 21 w x 19 d	N/C

POPULAR OPTIONS

- #70P Extra thick, soft arm pad **15**
- #25F RFoAM **75**
- #60L Air Lumbar **135**
- #70L Air Thoracic **135**
- #68L Air Lumbar & Thoracic **215**
- #65HR Articulating headrest **382**

24/7 UPGRADE

- 24/7 Upgrade includes 295**
- Seat Slider
 - 28" Heavy base
 - 70mm Heavy duty casters
 - 9 Ply seat shell
 - Dual Density Foam

CARMEL 8200

STANDARD FEATURES

- Accommodates up to 300lbs
- Meets CAL 117-2013
- 28" nylon base
- 55mm dual hooded black casters
- Thoracic ridge
- Upholstered outback standard with black air knit fabric
- Standard seat height approx. range for model pictured (floor to top of seat): 19 1/4" to 22 3/4" (with 100mm cylinder)

back width
19 3/4"



seat width
21"

back height
32 1/2"




seat depth
20"



Model 8295

OPTIONS See pages 121-122 for additional options



8294 Task

EXECUTIVE HIGH BACK w/pillow, multi-function 04-control w/seat slider

Arm	B	C (com)	D	E (col)	F	G	L
Armless	1060	1090	1129	1193	1275	1401	1619

8295 Task

EXECUTIVE HIGH BACK w/pillow, ratchet back, multi-function 05-control w/seat slider

Arm	B	C (com)	D	E (col)	F	G	L
Armless	1140	1170	1209	1273	1355	1481	1699

8298 Task

EXECUTIVE HIGH BACK w/pillow, ratchet back, multi-function 08-control w/seat slider, knee tilt

Arm	B	C (com)	D	E (col)	F	G	L
Armless	1236	1266	1305	1369	1451	1577	1795

82914 Task

EXECUTIVE HIGH BACK w/pillow, advanced synchro tilt control w/ built-in seat slider, tilt lock and ratchet back

Arm	B	C (com)	D	E (col)	F	G	L
Armless	1140	1170	1209	1273	1355	1481	1699

NS829 Task

EXECUTIVE HIGH BACK w/pillow, Enhanced task 07-control w/ seat slider and ratchet back

Arm	B	C (com)	D	E (col)	F	G	L
Armless	1115	1145	1184	1248	1330	1456	1674



01A Fold away arm with vertical and horizontal adjustment and standard 10 pad
199



08A 3 position pivot, vertically and horizontally adjustable arm with standard 10 pad
128



23A Forward angled vertically and horizontally adjustable arm with 10 pad
125



25A Vertical and horizontal adjustable "T" arm with standard 10 pad
110



37A 4-way, multifunction, vertical and horizontal adjustment w/pad. Pads cannot be changed.
153

*24/7 Upgrade option available on 05 control and NS models ONLY.

SEAT SIZE OPTIONS

	LIST PRICE		LIST PRICE
480 Small 18 1/2 w x 17 1/2 d	N/C	1200 Small Tractor 22 w x 19 3/4 d	50
482 Medium 20 w x 19 d	N/C	1300 Medium Tractor 22 1/2 w x 20 1/4 d	50
490 X-Large 23 w x 21 d	N/C	1500 Deep Tractor 24 1/4 w x 19 3/4 d	150
1100 X-Small Tractor 19 3/4 w x 19 3/4 d	50	1900 Tractor 21 w x 19 d	N/C

POPULAR OPTIONS

- #70P Extra thick, soft arm pad **15**
- #25F RFoAM **75**
- #60L Air Lumbar **135**
- #70L Air Thoracic **135**
- #68L Air Lumbar & Thoracic **215**

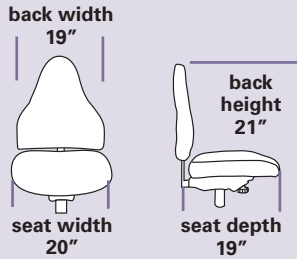
24/7 UPGRADE

- 24/7 Upgrade includes 295**
- Seat Slider
 - 70mm Heavy duty casters
 - 9 Ply seat shell
 - Dual Density Foam

CARMEL 8200

STANDARD FEATURES

- Accommodates up to 300lbs
- Meets CAL 117-2013
- 27" nylon resin base
- 55mm dual hooded black casters
- Thoracic ridge
- Upholstered outback standard with black air knit fabric
- Adjustable height footring
- Standard seat height approx. range for model pictured: 25" to 32"



Model 82133-37200

OPTIONS See pages 121-122 for additional options

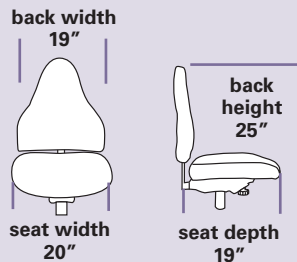
NOTE:
please specify
stool kit 37200
or 37270

8213-37200 Stool	Arm	B	C (com)	D	E (col)	F	G	L
MEDIUM BACK STOOL Tri-action 03-control	Armless	893	916	949	994	1055	1152	1342

82133-37200 Stool	Arm	B	C (com)	D	E (col)	F	G	L
MEDIUM BACK STOOL Ratchet back, tri-action 33-control	Armless	973	996	1029	1074	1135	1232	1422

STANDARD FEATURES

- Accommodates up to 300lbs
- Meets CAL 117-2013
- 27" nylon resin base
- 55mm dual hooded black casters
- Thoracic ridge
- Upholstered outback standard with black air knit fabric
- Adjustable height footring
- Standard seat height approx. range for model pictured: 25" to 32"



Model 82333-37200

OPTIONS See pages 121-122 for additional options

NOTE:
please specify
stool kit 37200
or 37270

8233-37200 Stool	Arm	B	C (com)	D	E (col)	F	G	L
MANAGERS HIGH BACK STOOL Tri-action 03-control	Armless	937	960	993	1038	1099	1196	1386


82333-37200 Stool	Arm	B	C (com)	D	E (col)	F	G	L
MANAGERS HIGH BACK STOOL Ratchet back, tri-action 33-control	Armless	1017	1040	1073	1118	1179	1276	1466

SEAT SIZE OPTIONS

	LIST PRICE		LIST PRICE
480 Small 18 1/2 w x 17 1/2 d	N/C	1100 X-Small Tractor 19 3/4 w x 19 3/4 d	50
484 Large 21 w x 20 d	N/C	1200 Small Tractor 22 w x 19 3/4 d	50
490 X-Large 23 w x 21 d	N/C	1300 Medium Tractor 22 1/2 w x 20 1/4 d	50
		1900 Tractor 21 w x 19 d	N/C

STOOLS POPULAR OPTIONS

- #70P Extra thick, soft arm pad **15**
- #33SS Seat Slider **50**
- #25F RFoaM **75**
- #60L Air Lumbar **135**
- #16B Foot ring base **N/C**
w/60mm no hood caster.
Only available in 175mm or 200mm cylinder



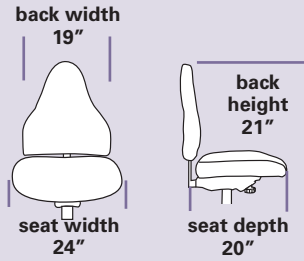
For 31" - 39" counter heights - request 200 mm cylinder

For 34" - 44" counter heights - request 270 mm cylinder

CARMEL 8200

STANDARD FEATURES

- Accommodates up to 400lbs
- Meets CAL 117-2013
- 28" black nylon reinforced base
- 70mm heavy-duty casters
- Thoracic ridge
- Upholstered outback standard with black air knit fabric
- Extended back bar
- Standard seat height approx. range for model pictured (floor to top of seat): 18 1/2" to 22" (with 100mm cylinder)



OPTIONS See pages 121-122 for additional options

Not available: 04, 08, 09,
18, 23, 24 & 37 Arms;
33 Seat Slider



BT81 Task

MEDIUM BACK Enhanced ratchet back swivel tilter 07-control

Arm	B	C (com)	D	E (col)	F	G	L
-----	---	---------	---	---------	---	---	---

Armless	1058	1081	1114	1159	1220	1317	1507
---------	------	------	------	------	------	------	------

BT82 Task

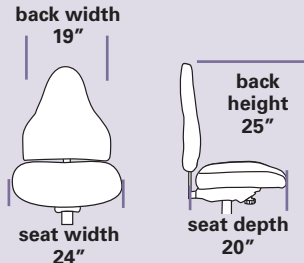
MEDIUM BACK Ratchet back with heavy duty, multi-function infinite tilt lock 50-control w/ longer, easy-access cylinder paddle

Arm	B	C (com)	D	E (col)	F	G	L
-----	---	---------	---	---------	---	---	---

Armless	1083	1106	1139	1184	1245	1342	1532
---------	------	------	------	------	------	------	------

STANDARD FEATURES

- Accommodates up to 400lbs
- Meets CAL 117-2013
- 28" black nylon reinforced base
- 70mm heavy-duty casters
- Thoracic ridge
- Upholstered outback standard with black air knit fabric
- Extended back bar
- Standard seat height approx. range for model pictured (floor to top of seat): 18 1/2" to 22" (with 100mm cylinder)



OPTIONS See pages 121-122 for additional options

Not available: 04, 08, 09,
18, 23, 24 & 37 Arms;
33 Seat Slider



BT83 Task

MANAGERS HIGH BACK Enhanced ratchet back swivel tilter 07-control

Arm	B	C (com)	D	E (col)	F	G	L
-----	---	---------	---	---------	---	---	---

Armless	1102	1125	1158	1203	1264	1361	1551
---------	------	------	------	------	------	------	------

BT84 Task

MANAGERS HIGH BACK Ratchet back with heavy duty, multi-function infinite tilt lock 50-control w/ longer, easy-access cylinder paddle

Arm	B	C (com)	D	E (col)	F	G	L
-----	---	---------	---	---------	---	---	---

Armless	1127	1150	1183	1228	1289	1386	1576
---------	------	------	------	------	------	------	------

SEAT SIZE OPTIONS	LIST PRICE
2021 X-Small 24 w x 18 d	N/C
2022 Small 24 w x 19 d	N/C
2024 Large 24 w x 21 d	N/C

BT POPULAR OPTIONS	PRICE
■ #70P Extra thick, soft arm pad	15
■ #25F RFoam	75
■ #60L Air Lumbar	135
■ #65HR Articulating Headrest	382
■ 24/7 Upgrade	350