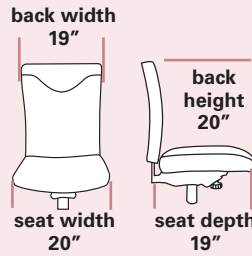


TRADEMARK 2500

STANDARD FEATURES

- Accommodates up to 300lbs
- Meets CAL 117-2013
- 27" high hub base
- 60 mm dual casters
- Top stitch sewn fabric on seat and back
- Thoracic support
- Two-color upholstery available
- Standard seat height approx. range for model pictured (floor to top of seat): 18 1/2" to 21 3/4" (with 1101 cylinder)



Model 25114

OPTIONS

See pages 121-122 for additional options



01A Fold away arm with vertical and horizontal adjustment and standard 10 pad
199



08A 3 position pivot, vertically and horizontally adjustable arm with standard 10 pad
128



23A Forward angled vertically and horizontally adjustable arm with 10 pad
125



25A Vertical and horizontal adjustable "T" arm with standard 10 pad
110



37A 4-way, multifunction, vertical and horizontal adjustment w/pad. Pads cannot be changed.
153

2515 Task

MEDIUM BACK

Ratchet back, multi-function 05-control w/seat slider

Arm	B	C (com)	D	E (col)	F	G	L
-----	---	---------	---	---------	---	---	---

Armless	709	732	765	810	871	968	1158
---------	-----	-----	-----	-----	-----	-----	------

2518 Task

MEDIUM BACK

Ratchet back, multi-function 08-control w/seat slider, knee tilt

Arm	B	C (com)	D	E (col)	F	G	L
-----	---	---------	---	---------	---	---	---

Armless	805	828	861	906	967	1064	1254
---------	-----	-----	-----	-----	-----	------	------

25114 Task

MEDIUM BACK

Advanced synchro tilt control w/ built-in seat slider, tilt lock and ratchet back

Arm	B	C (com)	D	E (col)	F	G	L
-----	---	---------	---	---------	---	---	---

Armless	709	732	765	810	871	968	1158
---------	-----	-----	-----	-----	-----	-----	------

NS251 Task

MEDIUM BACK

Enhanced task 07-control and ratchet back w/seat slider

Arm	B	C (com)	D	E (col)	F	G	L
-----	---	---------	---	---------	---	---	---

Armless	684	707	740	785	846	943	1133
---------	-----	-----	-----	-----	-----	-----	------

SEAT SIZE OPTIONS

	LIST PRICE		LIST PRICE
241 Small 18 1/2 w x 18 d	N/C	1200 Small Tractor 22 w x 19 3/4 d	50
242 Small 20 w x 18 d	N/C	1300 Medium Tractor 22 1/2 w x 20 1/4 d	50
245 Large 21 1/2 w x 20 d	N/C	1500 Deep Tractor 24 1/4 w x 19 3/4 d	150
1100 X-Small Tractor 19 3/4 w x 19 3/4 d	50	1900 Tractor 21 w x 19 d	N/C

POPULAR OPTIONS

- #70P Extra thick, soft arm pad **10**
- #25F RFoAM **75**
- #60L Air Lumbar **125**
- #65HR Articulating headrest **326**

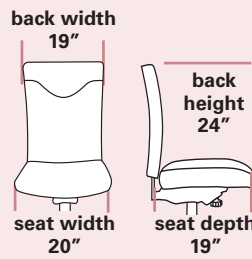
24/7 UPGRADE

- 24/7 Upgrade includes 295**
- Seat Slider
 - 28" Heavy base
 - 70mm Heavy duty casters
 - 9 Ply seat shell
 - Dual Density Foam

TRADEMARK 2500

STANDARD FEATURES

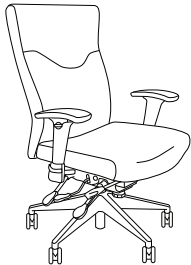
- Accommodates up to 300lbs
- Meets CAL 117-2013
- 27" high hub base
- 60 mm dual casters
- Top stitch sewn fabric on seat and back
- Thoracic support
- Two-color upholstery available
- Standard seat height approx. range for model pictured (floor to top of seat): 18 1/2" to 21 3/4" (with 1101 cylinder)



Model 2535

OPTIONS

See pages 121-122 for additional options



01A Fold away arm with vertical and horizontal adjustment and standard 10 pad
199



08A 3 position pivot, vertically and horizontally adjustable arm with standard 10 pad
128



23A Forward angled vertically and horizontally adjustable arm with 10 pad
125



25A Vertical and horizontal adjustable "T" arm with standard 10 pad
110



37A 4-way, multifunction, vertical and horizontal adjustment w/pad. Pads cannot be changed.
153

2535 Task

MANAGERS HIGH BACK

Ratchet back, multi-function 05-control w/seat slider

Arm	B	C (com)	D	E (col)	F	G	L
Armless	731	754	787	832	893	990	1180

2538 Task

MANAGERS HIGH BACK

Ratchet back, multi-function 08-control w/seat slider, knee tilt

Arm	B	C (com)	D	E (col)	F	G	L
Armless	827	850	883	928	989	1086	1276

25314 Task

MANAGERS HIGH BACK

Advanced synchro tilt control w/ built-in seat slider, tilt lock and ratchet back

Arm	B	C (com)	D	E (col)	F	G	L
Armless	731	754	787	832	893	990	1180

NS253 Task

MANAGERS HIGH BACK

Enhanced task 07-control and ratchet back w/seat slider

Arm	B	C (com)	D	E (col)	F	G	L
Armless	706	729	762	807	868	965	1155

Customize this chair with your logo (option #63). Call Customer Service at (800) 447-5542 for information. See page 121 for photo.

SEAT SIZE OPTIONS

	LIST PRICE		LIST PRICE
241 Small 18 1/2 w x 18 d	N/C	1200 Small Tractor 22 w x 19 3/4 d	50
242 Small 20 w x 18 d	N/C	1300 Medium Tractor 22 1/2 w x 20 1/4 d	50
245 Large 21 1/2 w x 20 d	N/C	1500 Deep Tractor 24 1/4 w x 19 3/4 d	150
1100 X-Small Tractor 19 3/4 w x 19 3/4 d	50	1900 Tractor 21 w x 19 d	N/C

POPULAR OPTIONS

■ #70P Extra thick, soft arm pad	10
■ #25F RFoaM	75
■ #60L Air Lumbar	125
■ #70L Air Thoracic	125
■ #68L Air Lumbar & Thoracic	200
■ #65HR Articulating headrest	326

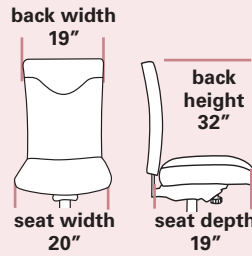
24/7 UPGRADE

24/7 Upgrade includes	295
■ Seat Slider	
■ 28" Heavy base	
■ 70mm Heavy duty casters	
■ 9 Ply seat shell	
■ Dual Density Foam	

TRADEMARK 2500

STANDARD FEATURES

- Accommodates up to 300lbs
- Meets CAL 117-2013
- 27" high hub base
- 60 mm dual casters
- Top stitch sewn fabric on seat and back
- Thoracic support
- Two-color upholstery available
- Standard seat height approx. range for model pictured (floor to top of seat): 18 1/2" to 21 3/4" (with 1101 cylinder)



Model 25914

OPTIONS

See pages 121-122 for additional options



01A Fold away arm with vertical and horizontal adjustment and standard 10 pad
199



08A 3 position pivot, vertically and horizontally adjustable arm with standard 10 pad
128



23A Forward angled vertically and horizontally adjustable arm with 10 pad
125



25A Vertical and horizontal adjustable "T" arm with standard 10 pad
110



37A 4-way, multifunction, vertical and horizontal adjustment w/pad. Pads cannot be changed.
153

2595 Task

EXECUTIVE HIGH BACK

Ratchet back, multi-function 05-control w/seat slider

Arm	B	C (com)	D	E (col)	F	G	L
-----	---	---------	---	---------	---	---	---

Armless	945	975	1014	1078	1160	1286	1504
---------	-----	-----	------	------	------	------	------

2598 Task

EXECUTIVE HIGH BACK

Ratchet back, multi-function 08-control w/seat slider, knee tilt

Arm	B	C (com)	D	E (col)	F	G	L
-----	---	---------	---	---------	---	---	---

Armless	1041	1071	1110	1174	1256	1382	1600
---------	------	------	------	------	------	------	------

25914 Task

EXECUTIVE HIGH BACK

Advanced synchro tilt control w/ built-in seat slider, tilt lock and ratchet back

Arm	B	C (com)	D	E (col)	F	G	L
-----	---	---------	---	---------	---	---	---

Armless	945	975	1014	1078	1160	1286	1504
---------	-----	-----	------	------	------	------	------

Customize this chair with your logo (option #63). Call Customer Service at (800) 447-5542 for information. See page 121 for photo.

SEAT SIZE OPTIONS

	LIST PRICE		LIST PRICE
241 Small 18 1/2 w x 18 d	N/C	1200 Small Tractor 22 w x 19 3/4 d	50
242 Small 20 w x 18 d	N/C	1300 Medium Tractor 22 1/2 w x 20 1/4 d	50
245 Large 21 1/2 w x 20 d	N/C	1500 Deep Tractor 24 1/4 w x 19 3/4 d	150
1100 X-Small Tractor 19 3/4 w x 19 3/4 d	50	1900 Tractor 21 w x 19 d	N/C

POPULAR OPTIONS

- #70P Extra thick, soft arm pad **10**
- #25F RFoaM **75**
- #60L Air Lumbar **125**
- #70L Air Thoracic **125**
- #68L Air Lumbar & Thoracic **200**

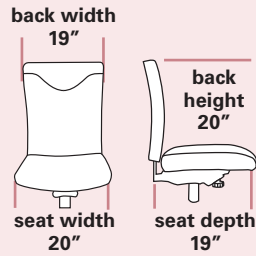
24/7 UPGRADE

- 24/7 Upgrade includes 295**
- Seat Slider
 - 28" Heavy base
 - 70mm Heavy duty casters
 - 9 Ply seat shell
 - Dual Density Foam

TRADEMARK 2500

STANDARD FEATURES

- Accommodates up to 300lbs
- Meets CAL 117-2013
- 27" high hub base
- 60 mm dual casters
- Top stitch sewn fabric on seat and back
- Thoracic support
- Two-color upholstery available
- Standard seat height approx. range for model pictured (floor to top of seat): 19" to 22 1/2" (with 100mm cylinder)



Model 251CH

OPTIONS

No options or substitutions are available



251 Conference

MEDIUM BACK

Swivel tilt 07-control with 09A reverse "C" arm

Arm	B	C (com)	D	E (col)	F	G	L
09A	675	698	731	776	837	934	1124



251CH Conference

MEDIUM BACK

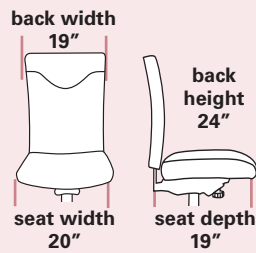
Swivel tilt 07-control with polished aluminum arms and base

Arm	B	C (com)	D	E (col)	F	G	L
30A	750	773	806	851	912	1009	1199



STANDARD FEATURES

- Accommodates up to 300lbs
- Meets CAL 117-2013
- 27" high hub base
- 60 mm dual casters
- Top stitch sewn fabric on seat and back
- Thoracic support
- Two-color upholstery available
- Standard seat height approx. range for model pictured (floor to top of seat): 19" to 22 1/2" (with 100mm cylinder)



Model 253CH

OPTIONS

No options or substitutions are available



253 Conference

MANAGERS HIGH BACK

Swivel tilt 07-control with 09A reverse "C" arm

Arm	B	C (com)	D	E (col)	F	G	L
09A	697	720	753	798	859	956	1146



253CH Conference

MANAGERS HIGH BACK

Swivel tilt 07-control with polished aluminum arms and base

Arm	B	C (com)	D	E (col)	F	G	L
30A	772	795	828	873	934	1031	1221



Customize this chair with your logo (option #63). Call Customer Service at (800) 447-5542 for information. See page 121 for photo.