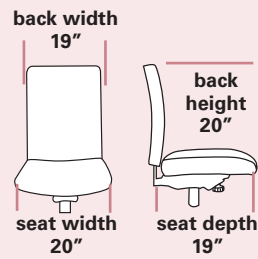


PHOENIX 2400

STANDARD FEATURES

- Accommodates up to 300lbs
- Meets CAL 117-2013
- 27" high hub base
- 60 mm dual casters
- Top stitch sewn fabric on seat and back
- Standard seat height approx. range for model pictured (floor to top of seat): 18 1/2" to 21 3/4" (with 1101 cylinder)



Model 24114-22B

OPTIONS See pages 121-122 for additional options



01A Fold away arm with vertical and horizontal adjustment and standard 10 pad
199



08A 3 position pivot, vertically and horizontally adjustable arm with standard 10 pad
128



23A Forward angled vertically and horizontally adjustable arm with 10 pad
125



25A Vertical and horizontal adjustable "T" arm with standard 10 pad
110



37A 4-way, multifunction, vertical and horizontal adjustment w/pad. Pads cannot be changed.
153

2415 Task

MEDIUM BACK

Ratchet back, multi-function 05-control w/seat slider

Arm	B	C (com)	D	E (col)	F	G	L
Armless	689	712	745	790	851	948	1138

2418 Task

MEDIUM BACK

Ratchet back, multi-function 08-control w/seat slider, knee tilt

Arm	B	C (com)	D	E (col)	F	G	L
Armless	785	808	841	886	947	1044	1234

24114 Task

MEDIUM BACK

Advanced synchro tilt control w/ built-in seat slider, tilt lock and ratchet back

Arm	B	C (com)	D	E (col)	F	G	L
Armless	689	712	745	790	851	948	1138

NS241 Task

MEDIUM BACK

Enhanced task 07-control and ratchet back w/seat slider

Arm	B	C (com)	D	E (col)	F	G	L
Armless	664	687	720	765	826	923	1113

*24/7 Upgrade option available on 05 control and NS models ONLY.

SEAT SIZE OPTIONS	LIST PRICE
241 Small 18 1/2 w x 18 d	N/C
242 Small 20 w x 18 d	N/C
245 Large 21 1/2 w x 20 d	N/C

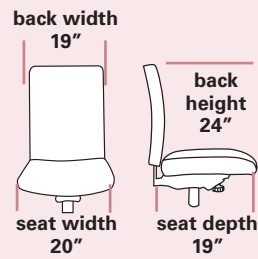
POPULAR OPTIONS	PRICE
■ #70P Extra thick, soft arm pad	10
■ #25F RFoam	75
■ #60L Air Lumbar	125
■ #65HR Articulating headrest	326

24/7 UPGRADE	PRICE
24/7 Upgrade includes	295
■ Seat Slider	
■ 28" Heavy base	
■ 70mm Heavy duty casters	
■ 9 Ply seat shell	
■ Dual Density Foam	

PHOENIX 2400

STANDARD FEATURES

- Accommodates up to 300lbs
- Meets CAL 117-2013
- 27" high hub base
- 60 mm dual casters
- Top stitch sewn fabric on seat and back
- Standard seat height approx. range for model pictured (floor to top of seat): 18 1/2" to 21 3/4" (with 1101 cylinder)



Model 24314-22B

OPTIONS

See pages 121-122 for additional options



01A Fold away arm with vertical and horizontal adjustment and standard 10 pad
199



08A 3 position pivot, vertically and horizontally adjustable arm with standard 10 pad
128



23A Forward angled vertically and horizontally adjustable arm with 10 pad
125



25A Vertical and horizontal adjustable "T" arm with standard 10 pad
110



37A 4-way, multifunction, vertical and horizontal adjustment w/pad. Pads cannot be changed.
153

2435 Task

Arm	B	C (com)	D	E (col)	F	G	L
-----	---	---------	---	---------	---	---	---

MANAGERS HIGH BACK

Ratchet back, multi-function 05-control w/seat slider

Armless	711	734	767	812	873	970	1160
---------	-----	-----	-----	-----	-----	-----	------

2438 Task

Arm	B	C (com)	D	E (col)	F	G	L
-----	---	---------	---	---------	---	---	---

MANAGERS HIGH BACK

Ratchet back, multi-function 08-control w/seat slider, knee tilt

Armless	807	830	863	908	969	1066	1256
---------	-----	-----	-----	-----	-----	------	------

24314 Task

Arm	B	C (com)	D	E (col)	F	G	L
-----	---	---------	---	---------	---	---	---

MANAGERS HIGH BACK

Advanced synchro tilt control w/ built-in seat slider, tilt lock and ratchet back

Armless	711	734	767	812	873	970	1160
---------	-----	-----	-----	-----	-----	-----	------

NS243 Task

Arm	B	C (com)	D	E (col)	F	G	L
-----	---	---------	---	---------	---	---	---

MANAGERS HIGH BACK

Enhanced task 07-control and ratchet back w/seat slider

Armless	686	709	742	787	848	945	1135
---------	-----	-----	-----	-----	-----	-----	------

*24/7 Upgrade option available on 05 control and NS models ONLY.

SEAT SIZE OPTIONS

	LIST PRICE
241 Small 18 1/2 w x 18 d	N/C
242 Small 20 w x 18 d	N/C
245 Large 21 1/2 w x 20 d	N/C

POPULAR OPTIONS

■ #70P Extra thick, soft arm pad	10
■ #25F RFoam	75
■ #60L Air Lumbar	125
■ #65HR Articulating headrest	326

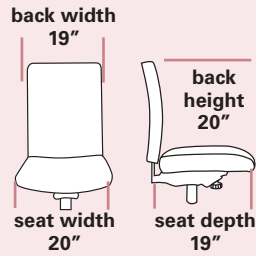
24/7 UPGRADE

24/7 Upgrade includes	295
■ Seat Slider	
■ 28" Heavy base	
■ 70mm Heavy duty casters	
■ 9 Ply seat shell	
■ Dual Density Foam	

PHOENIX 2400

STANDARD FEATURES

- Accommodates up to 300lbs
- Meets CAL 117-2013
- 27" high hub base
- 60 mm dual casters
- Top stitch sewn fabric on seat and back
- Standard seat height approx. range for model pictured (floor to top of seat): 19" to 22 1/2" (with 100mm cylinder)



Model 241CH

OPTIONS

No options or substitutions are available



241 Conference

MEDIUM BACK

Swivel tilt 07-control with 09A reverse "C" arm

Arm	B	C (com)	D	E (col)	F	G	L
09A	655	678	711	756	817	914	1104



241CH Conference

MEDIUM BACK

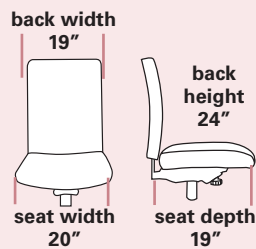
Swivel tilt 07-control with polished aluminum arms and base

Arm	B	C (com)	D	E (col)	F	G	L
30A	730	753	786	831	892	989	1179



STANDARD FEATURES

- Accommodates up to 300lbs
- Meets CAL 117-2013
- 27" high hub base
- 60 mm dual casters
- Top stitch sewn fabric on seat and back
- Standard seat height approx. range for model pictured (floor to top of seat): 19" to 22 1/2" (with 100mm cylinder)



Model 243

OPTIONS

No options or substitutions are available



243 Conference

MANAGERS HIGH BACK

Swivel tilt 07-control with 09A reverse "C" arm

Arm	B	C (com)	D	E (col)	F	G	L
09A	677	700	733	778	839	936	1126



243CH Conference

MANAGERS HIGH BACK

Swivel tilt 07-control with polished aluminum arms and base

Arm	B	C (com)	D	E (col)	F	G	L
30A	752	775	808	853	914	1011	1201

