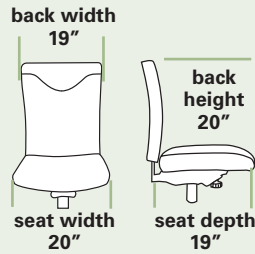


TRADEMARK 2500

STANDARD FEATURES

- 300 lb. weight limit
- 27" high hub base
- 60 mm dual casters
- Top stitch sewn fabric on seat and back
- Meets CAL 117
- Standard seat height approx. range for model pictured (floor to top of seat): 18 1/2" to 21 3/4" (with 1101 cylinder)



Model 25114

OPTIONS See pages 125-126 for additional options



01A Fold away arm with vertical and horizontal adjustment and standard 10 pad **199**



08A 3 position pivot, vertically and horizontally adjustable arm with standard 10 pad **128**



23A Forward angled vertically and horizontally adjustable arm with 10 pad **125**



25A Vertical and horizontal adjustable "T" arm with standard 10 pad **110**



37A 4-way, multifunction, vertical and horizontal adjustment w/pad. Pads cannot be changed. **153**

2515 Task

MEDIUM BACK

Ratchet back, multi-function 05-control w/seat slider

| Arm | B | C (com) | D | E (col) | F | G | L |
|---------|-----|------------|-----|------------|-----|-----|------|
| Armless | 709 | 732 | 765 | 810 | 871 | 968 | 1158 |

2518 Task

MEDIUM BACK

Ratchet back, multi-function 08-control w/seat slider, knee tilt

| Arm | B | C (com) | D | E (col) | F | G | L |
|---------|-----|------------|-----|------------|-----|------|------|
| Armless | 805 | 828 | 861 | 906 | 967 | 1064 | 1254 |

25114 Task

MEDIUM BACK

Advanced synchro tilt control w/ built-in seat slider, tilt lock and ratchet back

| Arm | B | C (com) | D | E (col) | F | G | L |
|---------|-----|------------|-----|------------|-----|-----|------|
| Armless | 709 | 732 | 765 | 810 | 871 | 968 | 1158 |

NS251 Task

MEDIUM BACK

Enhanced task 07-control and ratchet back w/seat slider

| Arm | B | C (com) | D | E (col) | F | G | L |
|---------|-----|------------|-----|------------|-----|-----|------|
| Armless | 684 | 707 | 740 | 785 | 846 | 943 | 1133 |

SEAT SIZE OPTIONS

| | LIST PRICE | | LIST PRICE |
|--|------------|---|------------|
| 241 Small 18 1/2 w x 18 d | N/C | 1300 Medium Tractor 22 1/2 w x 20 1/4 d | 50 |
| 245 Large 21 1/2 w x 20 d | N/C | 1500 Deep Tractor 24 1/4 w x 19 3/4 d | 150 |
| 1100 X-Small Tractor 19 3/4 w x 19 3/4 d | 50 | 1900 Tractor 21 w x 19 d | N/C |
| 1200 Small Tractor 22 w x 19 3/4 d | 50 | | |

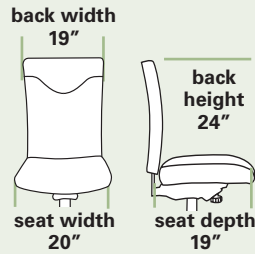
TRADEMARK POPULAR OPTIONS

| | |
|-------------------------------|-----|
| ■ #77P Soft Gel pad | 58 |
| ■ #25F R Foam | 75 |
| ■ #60L Air lumbar | 125 |
| ■ #65HR Articulating headrest | 326 |

TRADEMARK 2500

STANDARD FEATURES

- 300 lb. weight limit
- 27" high hub base
- 60 mm dual casters
- Top stitch sewn fabric on seat and back
- Meets CAL 117
- Standard seat height approx. range for model pictured (floor to top of seat): 18 1/2" to 21 3/4" (with 1101 cylinder)



Model 2535

OPTIONS See pages 125-126 for additional options



2535 Task

MANAGERS HIGH BACK

Ratchet back, multi-function 05-control w/seat slider

| Arm | B | C (com) | D | E (col) | F | G | L |
|---------|-----|------------|-----|------------|-----|-----|------|
| Armless | 731 | 754 | 787 | 832 | 893 | 990 | 1180 |

2538 Task

MANAGERS HIGH BACK

Ratchet back, multi-function 08-control w/seat slider, knee tilt

| Arm | B | C (com) | D | E (col) | F | G | L |
|---------|-----|------------|-----|------------|-----|------|------|
| Armless | 827 | 850 | 883 | 928 | 989 | 1086 | 1276 |

25314 Task

MANAGERS HIGH BACK

Advanced synchro tilt control w/ built-in seat slider, tilt lock and ratchet back

| Arm | B | C (com) | D | E (col) | F | G | L |
|---------|-----|------------|-----|------------|-----|-----|------|
| Armless | 731 | 754 | 787 | 832 | 893 | 990 | 1180 |

NS253 Task

MANAGERS HIGH BACK

Enhanced task 07-control and ratchet back w/seat slider

| Arm | B | C (com) | D | E (col) | F | G | L |
|---------|-----|------------|-----|------------|-----|-----|------|
| Armless | 706 | 729 | 762 | 807 | 868 | 965 | 1155 |



01A Fold away arm with vertical and horizontal adjustment and standard 10 pad
199



08A 3 position pivot, vertically and horizontally adjustable arm with standard 10 pad
128



23A Forward angled vertically and horizontally adjustable arm with 10 pad
125



25A Vertical and horizontal adjustable "T" arm with standard 10 pad
110



37A 4-way, multifunction, vertical and horizontal adjustment w/pad. Pads cannot be changed.
153

SEAT SIZE OPTIONS

| | LIST PRICE | | LIST PRICE |
|-----------------------------|------------|----------------------------|------------|
| 241 Small | | 1300 Medium Tractor | |
| 18 1/2 w x 18 d | N/C | 22 1/2 w x 20 1/4 d | 50 |
| 245 Large | | 1500 Deep Tractor | |
| 21 1/2 w x 20 d | N/C | 24 1/4 w x 19 3/4 d | 150 |
| 1100 X-Small Tractor | | 1900 Tractor | |
| 19 3/4 w x 19 3/4 d | 50 | 21 w x 19 d | N/C |
| 1200 Small Tractor | | | |
| 22 w x 19 3/4 d | 50 | | |

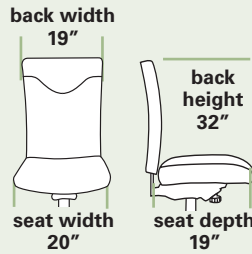
TRADEMARK POPULAR OPTIONS

- #77P Soft Gel pad 58
- #25F R Foam 75
- #60L Air lumbar 125
- #65HR Articulating headrest 326

TRADEMARK 2500

STANDARD FEATURES

- 300 lb. weight limit
- 27" high hub base
- 60 mm dual casters
- Top stitch sewn fabric on seat and back
- Meets CAL 117
- Standard seat height approx. range for model pictured (floor to top of seat): 18 1/2" to 21 3/4" (with 1101 cylinder)



Model 25914

OPTIONS See pages 125-126 for additional options



2595 Task

EXECUTIVE HIGH BACK

Ratchet back, multi-function 05-control w/seat slider

| Arm | B | C (com) | D | E (col) | F | G | L |
|---------|-----|---------|------|---------|------|------|------|
| Armless | 945 | 975 | 1014 | 1078 | 1160 | 1286 | 1504 |



01A Fold away arm with vertical and horizontal adjustment and standard 10 pad
199



08A 3 position pivot, vertically and horizontally adjustable arm with standard 10 pad
128



23A Forward angled vertically and horizontally adjustable arm with 10 pad
125



25A Vertical and horizontal adjustable "T" arm with standard 10 pad
110



37A 4-way, multifunction, vertical and horizontal adjustment w/pad. Pads cannot be changed.
153

2598 Task

EXECUTIVE HIGH BACK

Ratchet back, multi-function 08-control w/seat slider, knee tilt

| Arm | B | C (com) | D | E (col) | F | G | L |
|---------|------|---------|------|---------|------|------|------|
| Armless | 1041 | 1071 | 1110 | 1174 | 1256 | 1382 | 1600 |

25914 Task

EXECUTIVE HIGH BACK

Advanced synchro tilt control w/ built-in seat slider, tilt lock and ratchet back

| Arm | B | C (com) | D | E (col) | F | G | L |
|---------|-----|---------|------|---------|------|------|------|
| Armless | 945 | 975 | 1014 | 1078 | 1160 | 1286 | 1504 |

SEAT SIZE OPTIONS

| | LIST PRICE | | LIST PRICE |
|--|------------|---|------------|
| 241 Small 18 1/2 w x 18 d | N/C | 1300 Medium Tractor 22 1/2 w x 20 1/4 d | 50 |
| 245 Large 21 1/2 w x 20 d | N/C | 1500 Deep Tractor 24 1/4 w x 19 3/4 d | 150 |
| 1100 X-Small Tractor 19 3/4 w x 19 3/4 d | 50 | 1900 Tractor 21 w x 19 d | N/C |
| 1200 Small Tractor 22 w x 19 3/4 d | 50 | | |

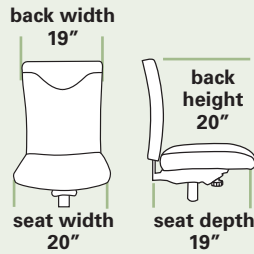
TRADEMARK POPULAR OPTIONS

- #77P Soft Gel pad 58
- #25F R Foam 75
- #60L Air lumbar 125

TRADEMARK 2500

STANDARD FEATURES

- 300 lb. weight limit
- 27" high hub base
- 60 mm dual casters
- Top stitch sewn fabric on seat and back
- Meets CAL 117
- Standard seat height approx. range for model pictured (floor to top of seat): 19" to 22 1/2" (with 100mm cylinder)



Model 251CH

OPTIONS No options or substitutions are available



251 Conference

MEDIUM BACK

Swivel tilt 07-control with 09A reverse "C" arm

| Arm | B | C (com) | D | E (col) | F | G | L |
|-----|-----|------------|-----|------------|-----|-----|------|
| 09A | 675 | 698 | 731 | 776 | 837 | 934 | 1124 |



251CH Conference

MEDIUM BACK

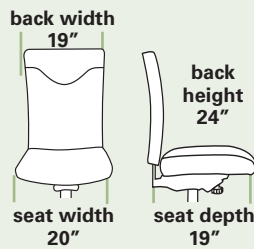
Swivel tilt 07-control with polished aluminum arms and base

| Arm | B | C (com) | D | E (col) | F | G | L |
|-----|-----|------------|-----|------------|-----|------|------|
| 30A | 750 | 773 | 806 | 851 | 912 | 1009 | 1199 |



STANDARD FEATURES

- 300 lb. weight limit
- 27" high hub base
- 60 mm dual casters
- Top stitch sewn fabric on seat and back
- Meets CAL 117
- Standard seat height approx. range for model pictured (floor to top of seat): 19" to 22 1/2" (with 100mm cylinder)



Model 253CH

OPTIONS No options or substitutions are available



253 Conference

MANAGERS HIGH BACK

Swivel tilt 07-control with 09A reverse "C" arm

| Arm | B | C (com) | D | E (col) | F | G | L |
|-----|-----|------------|-----|------------|-----|-----|------|
| 09A | 697 | 720 | 753 | 798 | 859 | 956 | 1146 |



253CH Conference

MANAGERS HIGH BACK

Swivel tilt 07-control with polished aluminum arms and base

| Arm | B | C (com) | D | E (col) | F | G | L |
|-----|-----|------------|-----|------------|-----|------|------|
| 30A | 772 | 795 | 828 | 873 | 934 | 1031 | 1221 |



SEAT SIZE OPTIONS

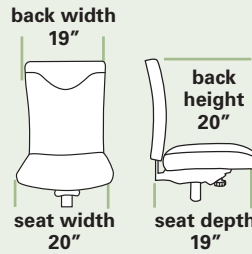
LIST PRICE

| | |
|------------------|-----|
| 241 Small | |
| 18 1/2 w x 18 d | N/C |
| 245 Large | |
| 21 1/2 w x 20 d | N/C |

TRADEMARK 2500

STANDARD FEATURES

- 300 lb. weight limit
- 27" high hub base
- 60 mm dual casters
- Top stitch sewn fabric on seat and back
- Meets CAL 117
- Standard seat height approx. range for model pictured (floor to top of seat): 28" to 35" (with 200mm cylinder)



Model 25133-16B

OPTIONS See pages 125-126 for additional options

Note: please specify stool kit 37200 or 37270



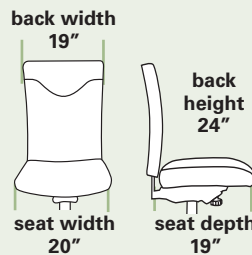
25133-37200 Stool

MEDIUM BACK
Ratchet back, tri-action 33-control

| Arm | B | C (com) | D | E (col) | F | G | L |
|---------|-----|------------|-----|------------|-----|------|------|
| Armless | 779 | 802 | 835 | 880 | 941 | 1038 | 1228 |

STANDARD FEATURES

- 300 lb. weight limit
- 27" high hub base
- 60 mm dual casters
- Top stitch sewn fabric on seat and back
- Meets CAL 117
- Standard seat height approx. range for model pictured (floor to top of seat): 28" to 35" (with 200mm cylinder)



Model 25333-16B

OPTIONS See pages 125-126 for additional options

Note: please specify stool kit 37200 or 37270



25333-37200 Stool

MANAGERS HIGH BACK
Ratchet back, tri-action 33-control

| Arm | B | C (com) | D | E (col) | F | G | L |
|---------|-----|------------|-----|------------|-----|------|------|
| Armless | 801 | 824 | 857 | 902 | 963 | 1060 | 1250 |

| SEAT SIZE OPTIONS | LIST PRICE |
|------------------------------|------------|
| 241 Small 18 1/2 w x 18 d | N/C |
| 245 Large 21 1/2 w x 20 d | N/C |

| POPULAR OPTIONS | PRICE |
|---|-------|
| ■ #33SS Seat slider | 50 |
| ■ #16B Foot ring base w/60mm no hood caster. Only available in 175mm or 200mm cylinder. | N/C |

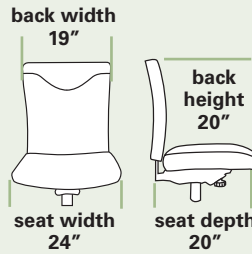


For 31" - 39" counter heights - request 200 mm cylinder
For 34" - 44" counter heights - request 270 mm cylinder

TRADEMARK 2500

STANDARD FEATURES

- 400 lb. weight limit
- 70 mm heavy duty casters
- Top stitch sewn fabric on seat & back
- Meets CAL 117
- 28" black nylon reinforced base
- Standard seat height approx. range for model pictured (floor to top of seat): 18 1/2" to 22" (with 100mm cylinder)



OPTIONS See pages 125-126 for additional options

Not available: 04, 08, 09, 18, 23, 24 & 37 Arms; 33 Seat Slider



BT25 Task

MEDIUM BACK

Ratchet back swivel tilter 07-control

| Arm | B | C (com) | D | E (col) | F | G | L |
|---------|-----|------------|-----|------------|------|------|------|
| Armless | 885 | 908 | 941 | 986 | 1047 | 1144 | 1334 |

BT26 Task

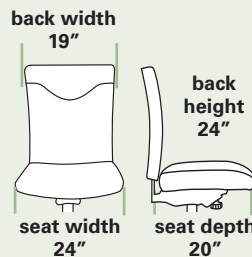
MEDIUM BACK

Ratchet back with heavy duty, multi-function infinite tilt lock 50-control w/ longer, easy-access cylinder paddle

| Arm | B | C (com) | D | E (col) | F | G | L |
|---------|-----|------------|-----|------------|------|------|------|
| Armless | 910 | 933 | 966 | 1011 | 1072 | 1169 | 1359 |

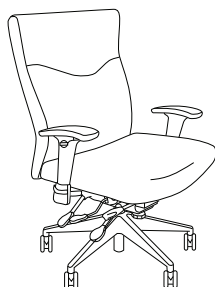
STANDARD FEATURES

- 400 lb. weight limit
- 70 mm heavy duty casters
- Top stitch sewn fabric on seat & back
- Meets CAL 117
- 28" black nylon reinforced base
- Dual density seat foam
- Standard seat height approx. range for model pictured (floor to top of seat): 18 1/2" to 22" (with 100mm cylinder)



OPTIONS See pages 125-126 for additional options

Not available: 04, 08, 09, 18, 23, 24 & 37 Arms; 33 Seat Slider



BT27 Task

MANAGERS BACK

Ratchet back swivel tilter 07-control

| Arm | B | C (com) | D | E (col) | F | G | L |
|---------|-----|------------|-----|------------|------|------|------|
| Armless | 907 | 930 | 963 | 1008 | 1069 | 1166 | 1356 |

BT28 Task

MANAGERS BACK

Ratchet back with heavy duty, multi-function infinite tilt lock 50-control w/ longer, easy-access cylinder paddle

| Arm | B | C (com) | D | E (col) | F | G | L |
|---------|-----|------------|-----|------------|------|------|------|
| Armless | 932 | 955 | 988 | 1033 | 1094 | 1191 | 1381 |

SEAT SIZE OPTIONS

| | LIST PRICE |
|-----------------------------|------------|
| 2011 X-Small 24 w x 18 d | N/C |
| 2012 Small 24 w x 19 d | N/C |
| 2014 Large 24 w x 21 d | N/C |

BT INTERNET POPULAR OPTIONS

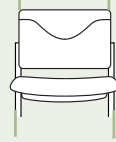
- #77P Soft Gel pad 58
- #25F R Foam 75
- #60L Air lumbar 125
- #65HR Articulating headrest 326

TRADEMARK 2500

STANDARD FEATURES


- Accommodates up to 350 lbs.
- Welded steel frame
- Fully upholstered seat and back
- Completely assembled
- Ganging capability
- Standard seat height: 17 1/2"

back width
18 1/2"



seat width
18 1/2"

back height
14"



seat depth
19 1/2"



Model 9251A



9251NA Guest Lobby

Stacking side chair without arms, stick legs; stacks 8 high

| Arm | B | C (com) | D | E (col) | F | G | L |
|---------|-----|------------|-----|------------|-----|-----|-----|
| Armless | 350 | 364 | 383 | 409 | 448 | 506 | 602 |

9251A Guest Lobby

Stacking side chair with arms, stick legs; stacks 8 high

| Arm | B | C (com) | D | E (col) | F | G | L |
|-----|-----|------------|-----|------------|-----|-----|-----|
| Arm | 370 | 384 | 403 | 429 | 468 | 526 | 622 |

9254NA Guest Casters

Stacking side chair without arms, casters; stacks 4 high

| Arm | B | C (com) | D | E (col) | F | G | L |
|---------|-----|------------|-----|------------|-----|-----|-----|
| Armless | 375 | 389 | 408 | 434 | 473 | 531 | 627 |

9254A Guest Casters

Stacking side chair with arms, casters; stacks 4 high

| Arm | B | C (com) | D | E (col) | F | G | L |
|-----|-----|------------|-----|------------|-----|-----|-----|
| Arm | 395 | 409 | 428 | 454 | 493 | 551 | 647 |

GUEST LOBBY POPULAR OPTIONS

- #9961 Cart 315
- #M9961 Ganging Device 50